

Start Waterproof LED G3 fixed output

START WATERPROOF LED G3 1500MM S 4K QC

0048652



Product features

- Start Waterproof, integrated LED weatherproof luminaire, with UV stabilized flat diffuser and linear prisms designed to achieve uniform lit appearance, optimise light output and to reduce glare, stainless steel diffuser clips and fixing brackets for surface mounting. Polycarbonate housing, Polycarbonate diffuser, 4100lm, 33W, 125lm/W, 4000K, drive current 1050mA, Non dimmable, with quick connector, CRI80, IP65, IK08, Class I, nominal average life (h):50000, 1578mm x 84mm x 75mm ,energy class: A++ A+ A



PRODUCT OVERVIEW

IPC Code	0048652
Product name	START WATERPROOF LED G3 1500MM S 4K QC
Technology	LED
Housing	Polycarbonate
Mount	Ceiling Mounting and Suspended Mounting
Fixture rating	Enclosed
General application	Logistics & Industry
Certifications	EUNEW009
ETIM Class	EC002892
E-number SE	7214445
Fixture luminous flux (lm)	4100
Luminaire efficacy (lm/W)	125
Colour temperature (K)	4000
Light colour	Neutral White
CRI (Ra)	80
Colour Variation Initial (SDCM)	3
Beam Angle (°)	100
Photobiological Risk Group	RG0
Total power consumption (W)	33
Electrical protection	Class I
Control gear type	Electronic (constant current)
Dimmable	No
Average life (Nominal) (h)	50000
Housing colour	Grey
IP rating	IP65
IK rating	IK08
Product EAN number	5410288486529
Lamps	Yes
Included lamp	INTEGRATED LED

DATA TABLE

General data

IPC Code	0048652
----------	---------

Start Waterproof LED G3 fixed output START WATERPROOF LED G3 1500MM S 4K QC 0048652

Product name	START WATERPROOF LED G3 1500MM S 4K QC
Technology	LED
Housing	Polycarbonate
Mount	Ceiling Mounting and Suspended Mounting
Fixture rating	Enclosed
General application	Logistics & Industry
Operating temperature range (°C)	-20°C to +40°C
Certifications	EUNEW009
ETIM Class	EC002892
E-number SE	7214445

Optical data

Fixture luminous flux (lm)	4100
Luminaire efficacy (lm/W)	125
Colour temperature (K)	4000
Light colour	Neutral White
CRI (Ra)	80
Colour Variation Initial (SDCM)	3
Beam Angle (°)	100
Distribution type	Direct
Photobiological Risk Group	RG0

Electrical data

Total power consumption (W)	33
Mains voltage (V)	220-240V~
Mains frequency (Hz)	50/60Hz
Electrical protection	Class I
Control gear required	No
Control gear type	Electronic (constant current)
Dimmable	No
Drive current (mA)	1050
Inrush Current (A)	5
Inrush Duration (µs)	37
Glow Wire Test (°C)	850
Nominal Frequency (Hz)	50/60Hz
Max. Luminaires per 10A C Breaker	40
Max. Luminaires per 13A C Breaker	50
Max. Luminaires per 16A C Breaker	60
Max. Luminaires per 20A C Breaker	80
Max. Luminaires per 10A B Breaker	35
Max. Luminaires per 13A B Breaker	45
Max. Luminaires per 16A B Breaker	55
Max. Luminaires per 20A B Breaker	70

Lifetime data

Lumen maintenance - L70 B50	60000
Lumen maintenance - L70 B20	60000
Lumen maintenance - L70 B10	60000
Lumen maintenance - L80 B50	60000

Start Waterproof LED G3 fixed output START WATERPROOF LED G3 1500MM S 4K QC 0048652

Lumen maintenance - L80 B20	60000
Lumen maintenance - L80 B10	60000
Lumen maintenance - L90 B50	59000
Lumen maintenance - L90 B20	53000
Lumen maintenance - L90 B10	50000
Average life (Nominal) (h)	50000

Physical data

Housing colour	Grey
IP rating	IP65
IK rating	IK08
Diffuser finish	Clear
Diffuser material	Polycarbonate
Nominal Product Length (mm)	1578
Nominal Product Width (mm)	84
Nominal Product Height (mm)	75
Weight (kg)	2.1

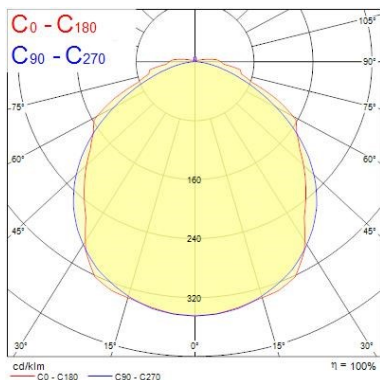
Packaging

Single packaging type	Carton
Product EAN number	5410288486529
Packaging single length / height (cm)	167.2
Packaging single width (cm)	8.8
Packaging single depth (cm)	8.4
DUN14 (outer)	05410288486529
Units per outer package	1
Packaging outer length / height (cm)	167.2
Packaging outer width (cm)	8.8
Packaging outer depth (cm)	8.4

Safety data

Dry applications use only	No
---------------------------	----

PHOTOMETRY



Distance [m]	Cone diameter [m]	E107	E108	E109
0.5	1.39 1.37	5769	574	554
1.0	2.78 2.73	1442	143	149
1.5	4.17 4.10	641	64	66
2.0	5.57 5.47	361	36	37
2.5	6.96 6.83	231	23	24
3.0	8.35 8.20	160	16	17

Distance [m] Cone diameter [m] Illuminance [lx]


— C0 - C180 (Half beam angle: 107.6°) — C90 - C270 (Half beam angle: 108.6°)

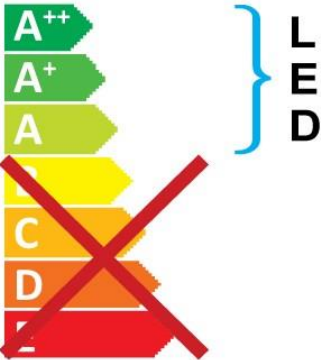
Start Waterproof LED G3 fixed output *START WATERPROOF LED G3 1500MM S 4K QC* 0048652

TECHNICAL DRAWINGS




SYLVANIA 0048652

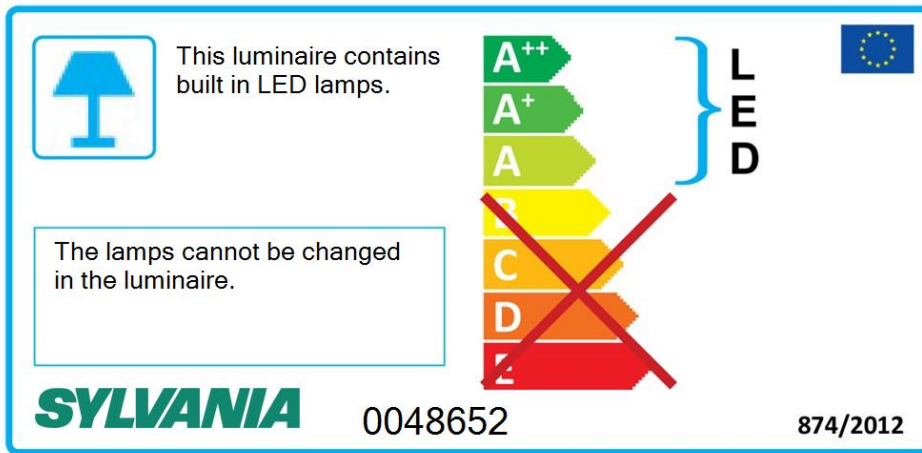
 This luminaire contains built in LED lamps.



The lamps cannot be changed in the luminaire.

874/2012 

Start Waterproof LED G3 fixed output *START WATERPROOF LED G3 1500MM S 4K QC* 0048652



This luminaire contains built in LED lamps.

The lamps cannot be changed in the luminaire.

SYLVANIA 0048652

874/2012

A++
A+
A
~~B~~
~~C~~
~~D~~
~~E~~

LED

EUROPEAN UNION

Detailed description: The image shows a rectangular energy label with a blue border. On the left, there is a blue icon of a lamp. To its right, the text reads 'This luminaire contains built in LED lamps.' Below this, a white box contains the text 'The lamps cannot be changed in the luminaire.' In the center, there is a vertical energy efficiency scale with seven colored arrows pointing right, labeled A++, A+, A, B, C, D, and E from top to bottom. A large red 'X' is drawn over the B, C, D, and E categories. To the right of the scale, a blue bracket groups the A++, A+, and A categories, with the letters 'L', 'E', and 'D' stacked vertically next to it. In the top right corner of the label is the European Union flag. At the bottom left, the 'SYLVANIA' logo is in green, followed by the product code '0048652'. At the bottom right, the reference number '874/2012' is printed.