

Beacon LED Accent

BEACON ACCENT 97CRI 3K NARROW BEAM L1 ON-BOARD DIM WHITE
2059545



Product features

- Integrated LED spotlight, white RAL 9016, compact and minimalist design, low glare, dark-light detail for increased accentuation and visual comfort, ideal for museum, gallery and high-end retail applications, die-cast aluminium body, passive cooling heatsink, beam angle: 10° intense narrow beam, optics: Fresnel lens for controlled beam, colour temperature: 3000K warm white, total system power: 21W, total fixture output: 503lm, luminaire efficacy: 24lm/W, LOR: 100%, colour rendering: Ra 97 typical, R9 value at 90, LED Chromacity: 3 step MacAdam ellipse, lifetime: >72,000 hours at L80B50, energy class: A++, A+, A, IR/UV free light source without heat radiation, operating voltage: 220-240V / 50-60Hz, drive current: 500mA, electronic driver, dimmable via on-board potentiometer, power factor: 0.9 electrical protection: CLASS II, 1-circuit track adaptor, suitable for Concord Lytespan 1 track, ingress protection rating: IP20, suitable for internal environment only, horizontal rotation: 355°, vertical tilt: 90°, dimensions: Ø80x130x169mm, weight: 0.96kg.



PRODUCT OVERVIEW

IPC Code	2059545
Product name	BEACON ACCENT 97CRI 3K NARROW BEAM L1 ON-BOARD DIM WHITE
Technology	LED
Housing	Die cast Aluminium
Mount	Single Circuit Track (L1)
Environment	Internal
General application	Museums & Galleries, Retail
Certifications	EUNEW009
ETIM Class	EC001744
Fixture luminous flux (lm)	503
Luminaire efficacy (lm/W)	24
LOR (%)	100
Colour temperature (K)	3000
Light colour	Warm White
CRI (Ra)	97
Colour Consistency (SDCM)	3
Beam Angle (°)	10
Photobiological Risk Group	Group 1
Total power consumption (W)	21
Product Voltage (V)	240
Electrical protection	Class II
Control gear type	Electronic
Minimum dimming level (%)	95
Average life (Nominal) (h)	50000
Housing colour	White
IP rating	IP20
IK rating	IK02
Product EAN number	5025768595457
Lamps	Yes
Included lamp	INTEGRATED LED

Beacon LED Accent

BEACON ACCENT 97CRI 3K NARROW BEAM L1 ON-BOARD DIM WHITE
2059545

DATA TABLE

General data

IPC Code	2059545
Product name	BEACON ACCENT 97CRI 3K NARROW BEAM L1 ON-BOARD DIM WHITE
Technology	LED
Housing	Die cast Aluminium
Mount	Single Circuit Track (L1)
Environment	Internal
General application	Museums & Galleries, Retail
Certifications	EUNEW009
ETIM Class	EC001744

Optical data

Fixture luminous flux (lm)	503
Luminaire efficacy (lm/W)	24
LOR (%)	100
Colour temperature (K)	3000
Light colour	Warm White
CRI (Ra)	97
Colour Consistency (SDCM)	3
Adjustable chromaticity	N
Beam Angle (°)	10
Distribution type	Direct
Photobiological Risk Group	Group 1

Electrical data

Total power consumption (W)	21
Mains voltage (V)	220-240V~
Product Voltage (V)	240
Lamp power factor	0.9
Electrical protection	Class II
Control gear type	Electronic
Transformer required	Yes
Minimum dimming level (%)	95
Inrush Current (A)	15
Inrush Duration (µs)	20
Glow Wire Test (°C)	650
Nominal Frequency (Hz)	50/60Hz
Max. Luminaires per 16A C Breaker	48

Lifetime data

Lumen maintenance - L70 B50	72000
Lumen maintenance - L70 B10	72000
Lumen maintenance - L80 B50	72000
Lumen maintenance - L80 B20	72000
Lumen maintenance - L80 B10	72000

Beacon LED Accent

BEACON ACCENT 97CRI 3K NARROW BEAM L1 ON-BOARD DIM WHITE
2059545

Lumen maintenance - L90 B20	36000
Lumen maintenance - L90 B10	33000
Average life (Nominal) (h)	50000

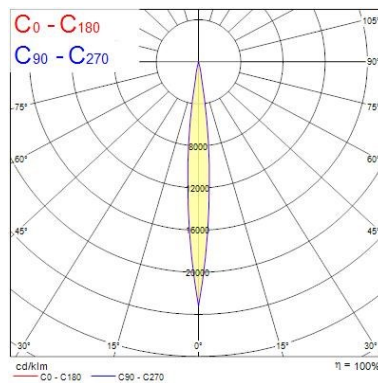
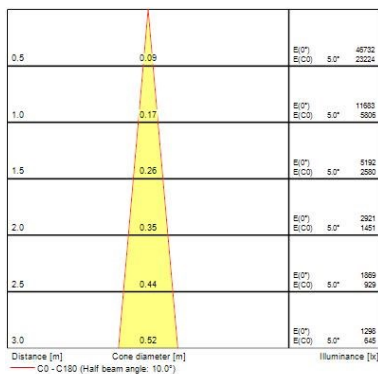
Physical data

Vertical Tilt (°)	90
Horizontal rotation (°)	355
Housing colour	White
IP rating	IP20
IK rating	IK02
Reflector finish	Aluminium Reflector
Nominal Product Width (mm)	130
Nominal Product Height (mm)	169
Nominal Product Diameter (mm)	80
Weight (kg)	0.7

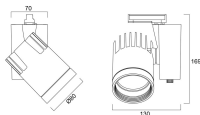
Packaging

Single packaging type	Carton
Product EAN number	5025768595457
Packaging single length / height (cm)	16.0
Packaging single width (cm)	17.6
Packaging single depth (cm)	18.2
DUN14 (outer)	05025768595457
Units per outer package	1
Packaging outer length / height (cm)	16.0
Packaging outer width (cm)	17.6
Packaging outer depth (cm)	18.2

PHOTOMETRY




TECHNICAL DRAWINGS




Beacon LED Accent


BEACON ACCENT 97CRI 3K NARROW BEAM L1 ON-BOARD DIM WHITE
2059545


Concord 2059545


 This luminaire contains built in LED lamps.

 } **LED**


The lamps cannot be changed in the luminaire.

874/2012 

 This luminaire contains built in LED lamps.

 } **LED**

The lamps cannot be changed in the luminaire.

Concord 2059545 

874/2012