


Start Track Spot Integral

START Track Spot Integral 5000lm 940 MB WB BLK
0005433



Product features

- Integrated LED spotlight, Textured Black - RAL9005, simple and slick integral design with no driver box and without any visible screws, ideal for retail applications, die-cast aluminium body, passive cooling heatsink. Beam angle: 36°, additional lens 64° beam angle included, color temperature: 4000k, total system power: 54W, total fixture output: 5000 lm, LOR: 100%, colour rendering: Ra: 90 typical, LED Chromaticity: 3 step MacAdam ellipse, lifetime: >50000 hours at L70B50, energy class: A++, A+, A, IR/UV free light source without heat radiation, operating voltage: 220-240V / 50-60Hz, drive current: 1400mA, electronic driver, non-dimmable, ultra low LED flickering rate (5% or less), power factor: >0.90, electrical protection: Class I, Global Track 3 Circuit GA69 adapter suitable for Global trac 3-circuit tracks, ingress protection rating: IP20, suitable for internal environment only, horizontal rotation: 345°, vertical tilt: 90°, dimensions: Ø91x148x303, weight: 1,265kg.



PRODUCT OVERVIEW

IPC Code	0005433
Product name	START Track Spot Integral 5000lm 940 MB WB BLK
Technology	LED (3 SDCM)
Housing	Aluminium
Mount	Track light
Environment	Indoor
General application	Retail
Certifications	EUNEW010
ETIM Class	EC001744
Fixture luminous flux (lm)	5000
Luminaire efficacy (lm/W)	93
Colour temperature (K)	4000
Light colour	Neutral White
CRI (Ra)	90
Colour Variation Initial (SDCM)	3
Beam Angle (°)	36
Photobiological Risk Group	RG1
Total power consumption (W)	54
Electrical protection	Class I
Dimmable	No
LED Flickering Rate	Ultra low (5% or less)
Average life (Nominal) (h)	50000
Housing colour	Black - RAL9005
IP rating	IP20
IK rating	IK03
Product EAN number	5410288054339
Lamps	No

Start Track Spot Integral

START Track Spot Integral 5000lm 940 MB WB BLK

0005433

DATA TABLE

General data

IPC Code	0005433
Product name	START Track Spot Integral 5000lm 940 MB WB BLK
Technology	LED (3 SDCM)
Housing	Aluminium
Mount	Track light
Environment	Indoor
General application	Retail
Operating temperature range (°C)	-20 to +40
Certifications	EUNEW010
ETIM Class	EC001744

Optical data

Fixture luminous flux (lm)	5000
Luminaire efficacy (lm/W)	93
Colour temperature (K)	4000
Colour Code	940
Light colour	Neutral White
CRI (Ra)	90
Colour Variation Initial (SDCM)	3
Beam Angle (°)	36
Photobiological Risk Group	RG1

Electrical data

Total power consumption (W)	54
Current (A)	0.24
Mains voltage (V)	220-240V~
Lamp power factor	0.9
THD (at 230 V, 50 Hz, full load, at 100% dimming level) xx.x %	20
Electrical protection	Class I
Dimmable	No
Drive current (mA)	1400
Inrush Current (A)	8.3
Inrush Duration (µs)	320
Glow Wire Test (°C)	650
Nominal Frequency (Hz)	50/60Hz
LED Flickering Rate	Ultra low (5% or less)
Max. Luminaires per 10A C Breaker	20
Max. Luminaires per 13A C Breaker	27
Max. Luminaires per 16A C Breaker	33
Max. Luminaires per 20A C Breaker	41

Lifetime data

Lumen maintenance - L70 B50	50000
Lumen maintenance - L80 B50	48100
Lumen maintenance - L80 B20	41000

Start Track Spot Integral

START Track Spot Integral 5000lm 940 MB WB BLK
0005433

Lumen maintenance - L80 B10	37700
Lumen maintenance - L90 B50	19500
Lumen maintenance - L90 B20	17000
Lumen maintenance - L90 B10	15900
Average life (Nominal) (h)	50000

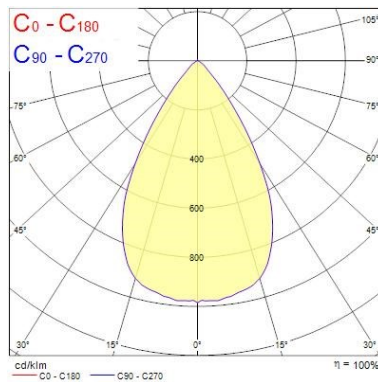
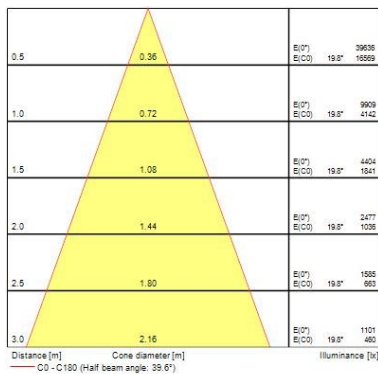
Physical data

Vertical Tilt (°)	90
Horizontal rotation (°)	345
Housing colour	Black - RAL9005
IP rating	IP20
IK rating	IK03
Diffuser finish	Clear
Diffuser material	PC
Nominal Product Length (mm)	303
Nominal Product Width (mm)	148
Nominal Product Height (mm)	91
Weight (kg)	1.265

Packaging

Single packaging type	Carton
Product EAN number	5410288054339
Packaging single length / height (cm)	9.5
Packaging single width (cm)	9.5
Packaging single depth (cm)	31.0
DUN14 (outer)	15410288054336
Units per outer package	6
Packaging outer length / height (cm)	30.5
Packaging outer width (cm)	20.5
Packaging outer depth (cm)	33.0

PHOTOMETRY



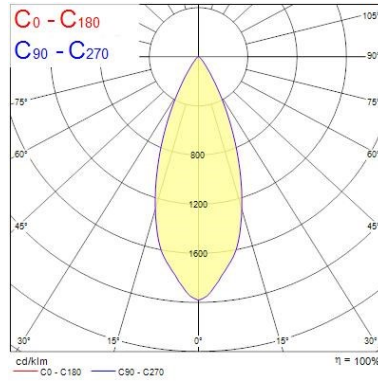
Start Track Spot Integral

START Track Spot Integral 5000lm 940 MB WB BLK
0005433

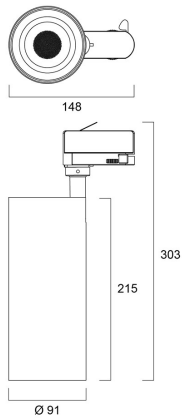
0.5	0.60	E(0°) E(C0)	31.0°	20873 8526
1.0	1.20	E(0°) E(C0)	31.0°	8219 1657
1.5	1.80	E(0°) E(C0)	31.0°	2119 726
2.0	2.40	E(0°) E(C0)	31.0°	1306 414
2.5	3.00	E(0°) E(C0)	31.0°	836 266
3.0	3.61	E(0°) E(C0)	31.0°	560 184

Distance [m] Cone diameter [m] Illuminance [lx]

— C0 - C180 (Half beam angle: 62.0°)




TECHNICAL DRAWINGS




Start Track Spot Integral


START Track Spot Integral 5000lm 940 MB WB BLK
0005433


SYLVANIA 0005433


 This luminaire contains built in LED lamps.

 } **LED**


The lamps cannot be changed in the luminaire.

874/2012 

 This luminaire contains built in LED lamps.

 } **LED**

The lamps cannot be changed in the luminaire.

SYLVANIA 0005433  874/2012