

## Optix Recessed 600x600 Medium Output

OPTIX RECESSED 600x600 2L 4000K C9 ALU SSH  
0044166



### Product features

- OPTIX RECESSED 600x600 2L 4000K C9 ALU SSH is a high efficacy low glare luminaire for office and education applications with excellent colour rendering. Ceiling recessed 600x600 mm. Aluminised plastic extra low glare optics in 2 lines configuration. White RAL9016 fixture body. SylSmart Connected Building capable. 4000K Neutral White LED, CRI>90, chromaticity tolerance of 3-step MacAdam ellipse. Luminous flux 3550lm. Power consumption 31W. Luminaire efficacy 115lm/W. Lumen maintenance of L90B50 = 44000h, L90B10 = 39000h. UGR<16, Luminance at 65°<200 Cd/m2, IK07, IP20. Photobiological safety risk group 1. Electrical protection Class I. Glow wire test 850°C.



### PRODUCT OVERVIEW

IPC Code	0044166
Product name	OPTIX RECESSED 600x600 2L 4000K C9 ALU SSH
Technology	LED (3 SDCM)
Housing	STEEL
Mount	Recessed
Fixture rating	Enclosed
General application	Office, Education,
Certifications	EUNEW021
ETIM Class	EC002892
Fixture luminous flux (lm)	3550
Luminaire efficacy (lm/W)	115
Colour temperature (K)	4000
CRI (Ra)	90
Colour Variation Initial (SDCM)	3
Glare control	16
Photobiological Risk Group	1
Total power consumption (W)	31
Electrical protection	Class I
Control gear type	SylSmart SSH
Dimmable	Yes
LED Flickering Rate	Ultra low (5% or less)
Housing colour	RAL 9016
IP rating	IP20
IK rating	IK07
Product EAN number	5410288441665
Chromaticity coordinate Y	0.3797
Lamps	Yes
Included lamp	INTEGRATED LED

### DATA TABLE

#### General data

IPC Code	0044166
Product name	OPTIX RECESSED 600x600 2L 4000K C9 ALU SSH

## Optix Recessed 600x600 Medium Output

*OPTIX RECESSED 600x600 2L 4000K C9 ALU SSH*  
0044166

Technology	LED (3 SDCM)
Housing	STEEL
Mount	Recessed
Fixture rating	Enclosed
General application	Office, Education,
Certifications	EUNEW021
ETIM Class	EC002892

### Optical data

Fixture luminous flux (lm)	3550
Luminaire efficacy (lm/W)	115
Colour temperature (K)	4000
CRI (Ra)	90
Colour Variation Initial (SDCM)	3
Glare control	16
Photobiological Risk Group	1

### Electrical data

Total power consumption (W)	31
Mains voltage (V)	220-240V~
Lamp power factor	0.96
Electrical protection	Class I
Control gear required	No
Control gear type	SylSmart SSH
Dimmable	Yes
Drive current (mA)	300
Inrush Current (A)	25
Inrush Duration (µs)	177
Glow Wire Test (°C)	850
Nominal Frequency (Hz)	50/60Hz
LED Flickering Rate	Ultra low (5% or less)
Max. Luminaires per 16A C Breaker	56

### Lifetime data

Lumen maintenance - L70 B50	72000
Lumen maintenance - L80 B10	72000
Lumen maintenance - L90 B50	44000
Lumen maintenance - L90 B20	41000
Lumen maintenance - L90 B10	39000

### Physical data

Housing colour	RAL 9016
IP rating	IP20
IK rating	IK07
Diffuser finish	Satin
Diffuser material	Polycarbonate
Nominal Product Length (mm)	596
Nominal Product Width (mm)	596
Nominal Product Height (mm)	38

## Optix Recessed 600x600 Medium Output

*OPTIX RECESSED 600x600 2L 4000K C9 ALU SSH*  
0044166

Weight (kg)	5.0
-------------	-----

### Packaging

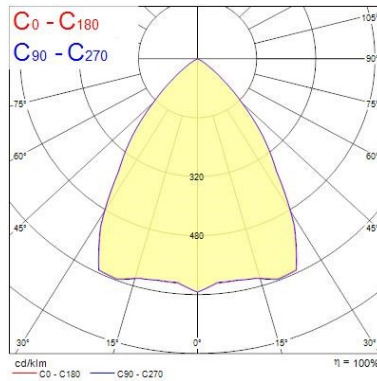
Single packaging type	Carton
Product EAN number	5410288441665
Packaging single length / height (cm)	62.0
Packaging single width (cm)	6.5
Packaging single depth (cm)	65.0
DUN14 (outer)	05410288441665
Units per outer package	1
Packaging outer length / height (cm)	62.0
Packaging outer width (cm)	6.5
Packaging outer depth (cm)	65.0

### PHOTOMETRY

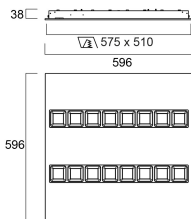
0.5	0.78	E(0°) E(C0)	37.8°	8995 2227
1.0	1.55	E(0°) E(C0)	37.8°	2249 557
1.5	2.33	E(0°) E(C0)	37.8°	999 247
2.0	3.10	E(0°) E(C0)	37.8°	552 139
2.5	3.88	E(0°) E(C0)	37.8°	380 98
3.0	4.65	E(0°) E(C0)	37.8°	250 62

Distance [m]      Cone diameter [m]      Illuminance [lx]

— C0 - C180 (Half beam angle: 75.6°)





### TECHNICAL DRAWINGS




## Optix Recessed 600x600 Medium Output OPTIX RECESSED 600x600 2L 4000K C9 ALU SSH 0044166


**SYLVANIA** 0044166


 This luminaire contains built in LED lamps.

 } **LED**


The lamps cannot be changed in the luminaire.

874/2012 

 This luminaire contains built in LED lamps.

 } **LED**

The lamps cannot be changed in the luminaire.

**SYLVANIA** 0044166  874/2012