


## Start Track Spot Large High Output

START Track Spot L HO 3950lm 830 WB WHT  
0004819



### Product features

- Integrated LED spotlight, Textured White - RAL9016, compact and minimalist design, ideal for retail applications, die-cast aluminium body, passive cooling heatsink. Beam angle: 52°, color temperature: 3000K, total system power: 35W, total fixture output: 3943 lm, LOR: 100%, colour rendering: Ra: 80 typical, LED Chromaticity: 3 step MacAdam ellipse, lifetime: >50000 hours at L70B50, energy class: A++, A+, A, IR/UV free light source without heat radiation, operating voltage: 220-240V / 50-60Hz, drive current: 900mA, electronic driver, non-dimmable, power factor: 0.93, electrical protection: Class II, Global Track 3 Phase adapter suitable for Global trac 3-circuit tracks, ingress protection rating: IP20, suitable for internal environment only, horizontal rotation: 355°, vertical tilt: 90°, dimensions: Ø113x164x240, weight: 1.368kg.



### PRODUCT OVERVIEW

IPC Code	0004819
Product name	START Track Spot L HO 3950lm 830 WB WHT
Technology	LED
Housing	ADC12 Aluminium
Mount	Global Track
Fixture rating	Enclosed
General application	Retail,
Certifications	EUNEW010
ETIM Class	EC001744
Fixture luminous flux (lm)	3943
Luminaire efficacy (lm/W)	113
LOR (%)	100
Colour temperature (K)	3000
Light colour	Warm White
CRI (Ra)	80
Colour Variation Initial (SDCM)	3
Beam Angle (°)	52
Photobiological Risk Group	RG1
Total power consumption (W)	35
Electrical protection	Class II
Control gear type	Electronic
Control gear mounting	Integral
Dimmable	No
LED Flickering Rate	Medium (21% - 40%)
Average life (Nominal) (h)	50000
Housing colour	Textured White - RAL9016
IP rating	IP20
IK rating	IK02
Product EAN number	5410288048192
Lamps	No
Included lamp	Integrated LED

## Start Track Spot Large High Output

*START Track Spot L HO 3950lm 830 WB WHT*  
0004819

### DATA TABLE

#### General data

IPC Code	0004819
Product name	START Track Spot L HO 3950lm 830 WB WHT
Technology	LED
Housing	ADC12 Aluminium
Mount	Global Track
Fixture rating	Enclosed
General application	Retail,
Operating temperature range (°C)	0 to +25°C
Certifications	EUNEW010
ETIM Class	EC001744

#### Optical data

Fixture luminous flux (lm)	3943
Luminaire efficacy (lm/W)	113
LOR (%)	100
Colour temperature (K)	3000
Light colour	Warm White
CRI (Ra)	80
Colour Variation Initial (SDCM)	3
Beam Angle (°)	52
Distribution type	Wide Beam
Photobiological Risk Group	RG1

#### Electrical data

Total power consumption (W)	35
Current (A)	0.15
Mains voltage (V)	230-240V~
Lamp power factor	0.93
THD (at 230 V, 50 Hz, full load, at 100% dimming level) xx.x %	15.1
Electrical protection	Class II
Control gear required	Yes
Control gear type	Electronic
Control gear mounting	Integral
Dimmable	No
Drive current (mA)	900
Inrush Current (A)	10
Inrush Duration (µs)	100
Glow Wire Test (°C)	850
Nominal Frequency (Hz)	50/60Hz
LED Flickering Rate	Medium (21% - 40%)
Max. Luminaires per 10A C Breaker	35
Max. Luminaires per 13A C Breaker	50
Max. Luminaires per 16A C Breaker	65
Max. Luminaires per 20A C Breaker	75

## Start Track Spot Large High Output

*START Track Spot L HO 3950lm 830 WB WHT*  
0004819

Max. Luminaires per 10A B Breaker	28
Max. Luminaires per 13A B Breaker	40
Max. Luminaires per 16A B Breaker	52
Max. Luminaires per 20A B Breaker	60

### Lifetime data

Lumen maintenance - L70 B50	50000
Lumen maintenance - L70 B20	50000
Lumen maintenance - L70 B10	50000
Lumen maintenance - L80 B50	50000
Lumen maintenance - L80 B20	50000
Lumen maintenance - L80 B10	50000
Lumen maintenance - L90 B50	50000
Lumen maintenance - L90 B20	50000
Lumen maintenance - L90 B10	50000
Average life (Nominal) (h)	50000

### Physical data

Vertical Tilt (°)	90
Horizontal rotation (°)	355
Housing colour	Textured White - RAL9016
IP rating	IP20
IK rating	IK02
Diffuser finish	Clear
Diffuser material	Polycarbonate
Reflector finish	Faceted
Nominal Product Width (mm)	164
Nominal Product Height (mm)	240
Weight (kg)	1.368

### Packaging

Single packaging type	Carton
Product EAN number	5410288048192
Packaging single length / height (cm)	25.0
Packaging single width (cm)	19.5
Packaging single depth (cm)	20.0
DUN14 (outer)	05410288048192
Units per outer package	1
Packaging outer length / height (cm)	25.0
Packaging outer width (cm)	19.5
Packaging outer depth (cm)	20.0

### Safety data

Dry applications use only	Yes
---------------------------	-----

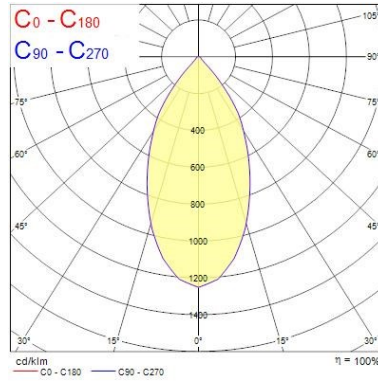
## PHOTOMETRY

## Start Track Spot Large High Output *START Track Spot L HO 3950lm 830 WB WHT* 0004819

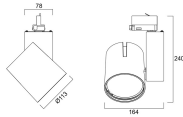
0.5	0.48	E(0°) E(C0)	25.7°	19739 7247
1.0	0.96	E(0°) E(C0)	25.7°	4935 1512
1.5	1.44	E(0°) E(C0)	25.7°	2193 825
2.0	1.93	E(0°) E(C0)	25.7°	1234 453
2.5	2.41	E(0°) E(C0)	25.7°	750 290
3.0	2.89	E(0°) E(C0)	25.7°	548 201

Distance [m]      Cone diameter [m]      Illuminance [lx]

— C0 - C180 (Half beam angle: 51.4°)



### TECHNICAL DRAWINGS



**SYLVANIA** 0004819

This luminaire contains built in LED lamps.

}


L  
E  
D

The lamps cannot be changed in the luminaire.

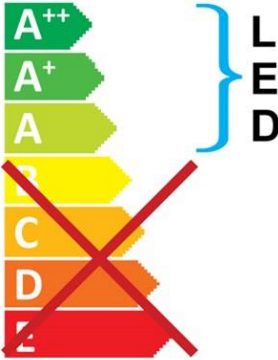
874/2012

## Start Track Spot Large High Output

*START Track Spot L HO 3950lm 830 WB WHT*  
0004819

 This luminaire contains built in LED lamps.

The lamps cannot be changed in the luminaire.

**SYLVANIA** 0004819  874/2012 