

PIXER Recessed 625x625

PIXER RECESSED 625X625 HE 4P 4000K DALI CB EM

2069378



Product features

- PIXER RECESSED 625X625 HE 4P 4000K DALI CB EM is a high performance low glare office luminaire with individually adjustable light pods to enhance architectural design. Diffuser is made of optical grade polycarbonate with an optical film for high efficacy and excellent glare control. Suitable for offices where aesthetics is important. Ceiling recessed 625x625mm, White colour - RAL9010. DALI dimmable, 4000K Neutral White LED, CRI>80, chromaticity tolerance of 3-step MacAdam ellipse. Lumen package of 3750 lm, total power consumption 25W, efficacy 150lm/W. Lumen maintenance of L90B10 at 61,000 hours. UGR<19. IK02, IP20. Electrical protection: Class II. Central Battery emergency version. Glow wire test 650°C.



PRODUCT OVERVIEW

IPC Code	2069378
Product name	PIXER RECESSED 625X625 HE 4P 4000K DALI CB EM
Technology	LED (3 SDCM)
Housing	Powder coated steel
Mount	Recessed (surface mounting with accessory)
Fixture rating	Enclosed
General application	Office,Hospitality,Education,
Certifications	EUNEW001
ETIM Class	EC002892
Fixture luminous flux (lm)	3750
Luminaire efficacy (lm/W)	150
LOR (%)	100
Colour temperature (K)	4000
CRI (Ra)	80
Colour Variation Initial (SDCM)	3
Glare control	<19
Photobiological Risk Group	RG0
Total power consumption (W)	25
Electrical protection	Class II
Control gear type	(LED Decor Hub ordered separately)
Control gear mounting	Remote
Dimmable	N
Housing colour	White
IP rating	IP20
IK rating	IK02
Product EAN number	5025768693788
Lamps	No
Included lamp	INTEGRATED LED

DATA TABLE

General data

IPC Code	2069378
----------	---------

Pixer Recessed 625x625

PIXER RECESSED 625X625 HE 4P 4000K DALI CB EM

2069378

Product name	PIXER RECESSED 625X625 HE 4P 4000K DALI CB EM
Technology	LED (3 SDCM)
Housing	Powder coated steel
Mount	Recessed (surface mounting with accessory)
Fixture rating	Enclosed
General application	Office,Hospitality,Education,
Certifications	EUNEW001
ETIM Class	EC002892

Optical data

Fixture luminous flux (lm)	3750
Luminaire efficacy (lm/W)	150
LOR (%)	100
Colour temperature (K)	4000
CRI (Ra)	80
Colour Variation Initial (SDCM)	3
Glare control	<19
Photobiological Risk Group	RG0
Emergency duration (h)	3

Electrical data

Total power consumption (W)	25
Mains voltage (V)	220-240V~
Electrical protection	Class II
Control gear required	No
Control gear type	(LED Decor Hub ordered separately)
Control gear mounting	Remote
Dimmable	N
Drive current (mA)	800
Inrush Current (A)	28
Inrush Duration (µs)	195
Glow Wire Test (°C)	850
Nominal Frequency (Hz)	50/60Hz
Max. Luminaires per 10A C Breaker	21
Max. Luminaires per 13A C Breaker	30
Max. Luminaires per 16A C Breaker	36
Max. Luminaires per 20A C Breaker	46
Max. Luminaires per 10A B Breaker	13
Max. Luminaires per 13A B Breaker	18
Max. Luminaires per 16A B Breaker	22
Max. Luminaires per 20A B Breaker	28

Lifetime data

Lumen maintenance - L70 B50	72000
Lumen maintenance - L70 B20	72000
Lumen maintenance - L80 B50	72000
Lumen maintenance - L80 B20	72000
Lumen maintenance - L80 B10	72000
Lumen maintenance - L90 B50	72000

Pixer Recessed 625x625

PIXER RECESSED 625X625 HE 4P 4000K DALI CB EM
2069378

Lumen maintenance - L90 B20	66000
Lumen maintenance - L90 B10	61000

Physical data

Housing colour	White
IP rating	IP20
IK rating	IK02
Diffuser finish	Clear
Diffuser material	Polycarbonate
Nominal Product Length (mm)	620
Nominal Product Width (mm)	620
Nominal Product Height (mm)	75
Weight (kg)	6.0
Recessed Depth (mm)	150

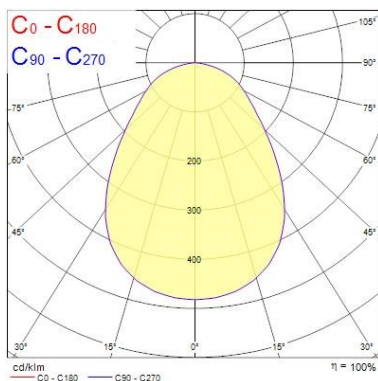
Packaging

Single packaging type	Carton
Product EAN number	5025768693788
Packaging single length / height (cm)	72.8
Packaging single width (cm)	63.0
Packaging single depth (cm)	15.9
DUN14 (outer)	05025768693788
Units per outer package	1
Packaging outer length / height (cm)	72.8
Packaging outer width (cm)	63.0
Packaging outer depth (cm)	15.9

Safety data

Dry applications use only	Yes
---------------------------	-----

PHOTOMETRY



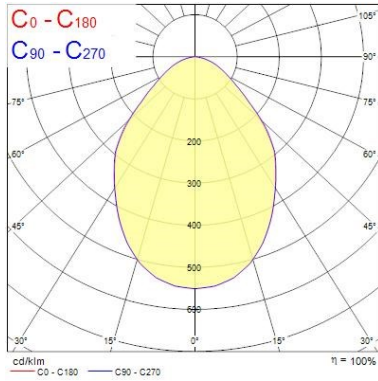
Distance [m]	Cone diameter [m]	E _v (0°) [lx]	E _v (C90) [lx]	E _v (C0) [lx]
0.5	0.89 0.88	1207	253	231
1.0	1.78 1.76	302	63	64
1.5	2.66 2.64	134	23	23
2.0	3.55 3.51	76	16	16
2.5	4.44 4.39	48	10	10
3.0	5.33 5.27	34	7	7

Distance [m] Cone diameter [m] Illuminance [lx]

— C0 - C180 (Half beam angle: 82.6°)
— C90 - C270 (Half beam angle: 88.2°)

Pixer Recessed 625x625

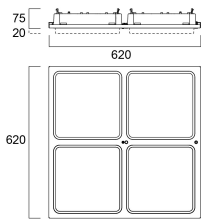
PIXER RECESSED 625X625 HE 4P 4000K DALI CB EM
2069378



0.5	0.68	E(0°) E(C0)	41.4°	733 1532
1.0	1.76	E(0°) E(C0)	41.4°	1505 352
1.5	2.64	E(0°) E(C0)	41.4°	804 170
2.0	3.53	E(0°) E(C0)	41.4°	452 96
2.5	4.41	E(0°) E(C0)	41.4°	289 61
3.0	5.29	E(0°) E(C0)	41.4°	201 45

Distance [m] Cone diameter [m] Illuminance [lx]
C0 - C180 (Half beam angle: 82.8°)


TECHNICAL DRAWINGS

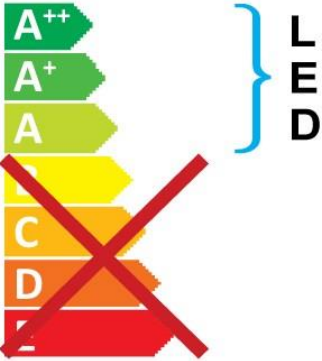


Pixer Recessed 625x625


PIXER RECESSED 625X625 HE 4P 4000K DALI CB EM
2069378


Concord 2069378

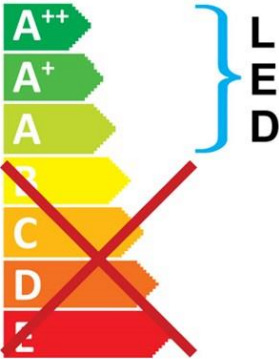
 This luminaire contains built in LED lamps.




The lamps cannot be changed in the luminaire.

874/2012 

 This luminaire contains built in LED lamps.



The lamps cannot be changed in the luminaire.

Concord 2069378  874/2012