

PIXER Recessed 600x600

PIXER RECESSED 600X600 HO 4P 3000K SSC01

2069426



Product features

- PIXER RECESSED 600x600 HO 4P 3000K SSC01 is a high performance low glare office luminaire with individually adjustable light pods to enhance architectural design. Diffuser is made of optical grade polycarbonate with an optical film for high efficacy and excellent glare control. Suitable for offices where aesthetics is important. Ceiling recessed 600x600mm, White colour - RAL9010. SylSmart stand alone office capable, 3000K Warm White LED, CRI>80, chromaticity tolerance of 3-step MacAdam ellipse. Lumen package of 4500 lm, total power consumption 37W, efficacy 122lm/W. Lumen maintenance of L90B10 at 61,000 hours. UGR<19. IK02, IP20. Electrical protection: Class II. Glow wire test 650°C.



PRODUCT OVERVIEW

IPC Code	2069426
Product name	PIXER RECESSED 600X600 HO 4P 3000K SSC01
Technology	LED (3 SDCM)
Housing	Powder coated steel
Mount	Recessed (surface mounting with accessory)
Fixture rating	Enclosed
General application	Office,Hospitality,Education,
Certifications	EUNEW021
ETIM Class	EC002892
E-number FI	4262011
Fixture luminous flux (lm)	4500
Luminaire efficacy (lm/W)	122
LOR (%)	100
Colour temperature (K)	3000
CRI (Ra)	80
Colour Variation Initial (SDCM)	3
Glare control	<19
Photobiological Risk Group	RG0
Total power consumption (W)	37
Electrical protection	Class II
Control gear type	Dimmable
Control gear mounting	Remote
Dimmable	Y
Housing colour	White
IP rating	IP20
IK rating	IK02
Product EAN number	5025768694266
Lamps	Yes
Included lamp	INTEGRATED LED

DATA TABLE

General data

IPC Code	2069426
----------	---------

Pixer Recessed 600x600

PIXER RECESSED 600X600 HO 4P 3000K SSC01

2069426

Product name	PIXER RECESSED 600X600 HO 4P 3000K SSC01
Technology	LED (3 SDCM)
Housing	Powder coated steel
Mount	Recessed (surface mounting with accessory)
Fixture rating	Enclosed
General application	Office,Hospitality,Education,
Certifications	EUNEW021
ETIM Class	EC002892
E-number FI	4262011

Optical data

Fixture luminous flux (lm)	4500
Luminaire efficacy (lm/W)	122
LOR (%)	100
Colour temperature (K)	3000
CRI (Ra)	80
Colour Variation Initial (SDCM)	3
Glare control	<19
Photobiological Risk Group	RG0

Electrical data

Total power consumption (W)	37
Mains voltage (V)	220-240V~
Lamp power factor	0.94
Electrical protection	Class II
Control gear required	No
Control gear type	Dimmable
Control gear mounting	Remote
Dimmable	Y
Drive current (mA)	1200
Inrush Current (A)	28
Inrush Duration (µs)	195
Glow Wire Test (°C)	850
Nominal Frequency (Hz)	50/60Hz
Max. Luminaires per 10A C Breaker	21
Max. Luminaires per 13A C Breaker	30
Max. Luminaires per 16A C Breaker	36
Max. Luminaires per 20A C Breaker	46
Max. Luminaires per 10A B Breaker	13
Max. Luminaires per 13A B Breaker	18
Max. Luminaires per 16A B Breaker	22
Max. Luminaires per 20A B Breaker	28

Lifetime data

Lumen maintenance - L70 B50	72000
Lumen maintenance - L70 B20	72000
Lumen maintenance - L80 B50	72000
Lumen maintenance - L80 B20	72000
Lumen maintenance - L80 B10	72000

Pixer Recessed 600x600

PIXER RECESSED 600X600 HO 4P 3000K SSC01
2069426

Lumen maintenance - L90 B50	72000
Lumen maintenance - L90 B20	66000
Lumen maintenance - L90 B10	61000

Physical data

Housing colour	White
IP rating	IP20
IK rating	IK02
Diffuser finish	Clear
Diffuser material	Polycarbonate
Nominal Product Length (mm)	595
Nominal Product Width (mm)	595
Nominal Product Height (mm)	75
Weight (kg)	6.0
Recessed Depth (mm)	150

Packaging

Single packaging type	Carton
Product EAN number	5025768694266
Packaging single length / height (cm)	132.3
Packaging single width (cm)	33.9
Packaging single depth (cm)	11.6
DUN14 (outer)	05025768694266
Units per outer package	1
Packaging outer length / height (cm)	132.3
Packaging outer width (cm)	33.9
Packaging outer depth (cm)	11.6

Safety data

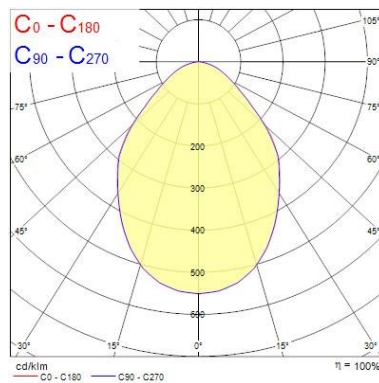
Dry applications use only	Yes
---------------------------	-----

PHOTOMETRY

0.5	0.88 0.89	E(0°) 9913 E(C90) 2108 E(C0) 2079
1.0	1.76 1.78	E(0°) 2478 E(C90) 627 E(C0) 620
1.5	2.64 2.66	E(0°) 1101 E(C90) 234 E(C0) 231
2.0	3.51 3.55	E(0°) 630 E(C90) 132 E(C0) 130
2.5	4.39 4.44	E(0°) 397 E(C90) 84 E(C0) 83
3.0	5.27 5.33	E(0°) 275 E(C90) 59 E(C0) 58

Distance [m] Cone diameter [m] Illuminance [lx]

— C0 - C180 (Half beam angle: 93.2°)
— C90 - C270 (Half beam angle: 82.6°)

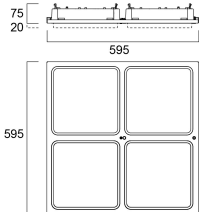


Pixer Recessed 600x600


PIXER RECESSED 600X600 HO 4P 3000K SSC01


2069426

TECHNICAL DRAWINGS




Concord 2069426

 This luminaire contains built in LED lamps.

 } **LED**

The lamps cannot be changed in the luminaire.

874/2012 

Pixer Recessed 600x600

PIXER RECESSED 600X600 HO 4P 3000K SSC01

2069426

This luminaire contains built in LED lamps.

The lamps cannot be changed in the luminaire.

Concord 2069426 874/2012

A++
A+
A
B
C
D
E

LED