

Optix Recessed 1200x300

OPTIX RECESSED 1200x300 2L 4000K ALU DALI

0044199



Product features

- OPTIX RECESSED 1200x300 2L 4000K ALU DALI is a high efficacy low glare luminaire for office and education applications. Ceiling recessed 1200x300 mm. Aluminium plastic extra low glare optics in 2 lines configuration. White RAL9016 fixture body. DALI dimmable. 4000K Neutral White LED, CRI>80, chromaticity tolerance of 3-step MacAdam ellipse. Luminous flux 3600lm. Power consumption 26W. Luminaire efficacy 138lm/W. Lumen maintenance of L90B50 > 72000h, L90B10 = 46000h. UGR<16, Luminance at 65°<200 Cd/m², IK07, IP20. Photobiological safety risk group 0. Electrical protection Class I. Glow wire test 850°C.



PRODUCT OVERVIEW

IPC Code	0044199
Product name	OPTIX RECESSED 1200x300 2L 4000K ALU DALI
Technology	LED (3 SDCM)
Housing	STEEL
Mount	Recessed
Fixture rating	Enclosed
General application	Office, Education,
Certifications	EUNEW008
ETIM Class	EC002892
E-number FI	4276589
Fixture luminous flux (lm)	3600
Luminaire efficacy (lm/W)	138
Colour temperature (K)	4000
CRI (Ra)	80
Colour Variation Initial (SDCM)	3
Glare control	16
Photobiological Risk Group	0
Total power consumption (W)	26
Electrical protection	Class I
Control gear type	DALI
Dimmable	Yes
LED Flickering Rate	Ultra low (5% or less)
Housing colour	RAL 9016
IP rating	IP20
IK rating	IK07
Product EAN number	5410288441993
Chromaticity coordinate Y	0.3797
Lamps	Yes
Included lamp	INTEGRATED LED

DATA TABLE

General data

IPC Code	0044199
----------	---------

Optix Recessed 1200x300

OPTIX RECESSED 1200x300 2L 4000K ALU DALI

0044199

Product name	OPTIX RECESSED 1200x300 2L 4000K ALU DALI
Technology	LED (3 SDCM)
Housing	STEEL
Mount	Recessed
Fixture rating	Enclosed
General application	Office, Education,
Certifications	EUNEW008
ETIM Class	EC002892
E-number FI	4276589

Optical data

Fixture luminous flux (lm)	3600
Luminaire efficacy (lm/W)	138
Colour temperature (K)	4000
CRI (Ra)	80
Colour Variation Initial (SDCM)	3
Glare control	16
Photobiological Risk Group	0

Electrical data

Total power consumption (W)	26
Starting time (max) (s)	<0.7
Mains voltage (V)	220-240V~
Lamp power factor	0.98
THD (at 230 V, 50 Hz, full load, at 100% dimming level) = xx.x %	9
Electrical protection	Class I
Control gear required	No
Control gear type	DALI
Dimmable	Yes
Drive current (mA)	250
Inrush Current (A)	29
Inrush Duration (µs)	180
Glow Wire Test (°C)	850
Nominal Frequency (Hz)	50/60Hz
LED Flickering Rate	Ultra low (5% or less)
Max. Luminaires per 10A C Breaker	21
Max. Luminaires per 13A C Breaker	28
Max. Luminaires per 16A C Breaker	36
Max. Luminaires per 20A C Breaker	45
Max. Luminaires per 10A B Breaker	13
Max. Luminaires per 13A B Breaker	17
Max. Luminaires per 16A B Breaker	22
Max. Luminaires per 20A B Breaker	27

Lifetime data

Lumen maintenance - L70 B50	72000
Lumen maintenance - L80 B10	72000
Lumen maintenance - L90 B50	72000
Lumen maintenance - L90 B20	50000

Optix Recessed 1200x300

OPTIX RECESSED 1200x300 2L 4000K ALU DALI

0044199

Lumen maintenance - L90 B10	46000
-----------------------------	-------

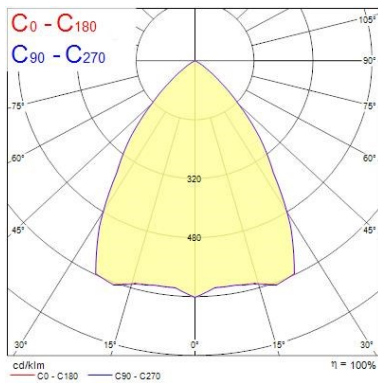
Physical data

Housing colour	RAL 9016
IP rating	IP20
IK rating	IK07
Diffuser finish	Satin
Diffuser material	Polycarbonate
Nominal Product Length (mm)	1196
Nominal Product Width (mm)	296
Nominal Product Height (mm)	38
Weight (kg)	5.0

Packaging

Single packaging type	Carton
Product EAN number	5410288441993
Packaging single length / height (cm)	124.5
Packaging single width (cm)	6.5
Packaging single depth (cm)	32.0
DUN14 (outer)	05410288441993
Units per outer package	1
Packaging outer length / height (cm)	124.5
Packaging outer width (cm)	6.5
Packaging outer depth (cm)	32.0

PHOTOMETRY

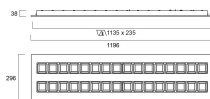


Distance [m]	Cone diameter [m]	E ₀ [lx]	E ₁ [lx]	E ₂ [lx]
0.5	0.76	9247	2367	2367
1.0	1.53	2312	591	591
1.5	2.29	1027	261	261
2.0	3.06	578	147	147
2.5	3.82	370	94	94
3.0	4.59	257	66	66

Distance [m] Cone diameter [m] Illuminance [lx]

— C0 - C180 (Half beam angle: 74.6°)
— C90 - C270 (Half beam angle: 74.8°)

TECHNICAL DRAWINGS





Optix Recessed 1200x300

OPTIX RECESSED 1200x300 2L 4000K ALU DALI


0044199


SYLVANIA 0044199


 This luminaire contains built in LED lamps.

 } LED


The lamps cannot be changed in the luminaire.

874/2012 

 This luminaire contains built in LED lamps.

 } LED

The lamps cannot be changed in the luminaire.

SYLVANIA 0044199  874/2012