

SylBatten LED - DALI

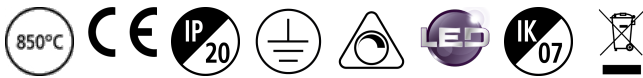
SYLBATTEN LED 1505MM 8000LM 4000K DALI (TP5)

0045193



Product features

- LED batten, T8 replacement, ease of installation through 2 part push-in design of the housing (safety cable included), through wiring capability (TP5 = 5 core), sheet steel, 8348LM, 79W, 106lm/W, 4000K, drive current: 450mA, CRI 80, 138° wide beam angle, DALI dimmable, IP20, IK07, 50,000 hrs (L70), (LxWxH) 1505x66x76mm, 5 step MacAdam ellipse, 3.7kg, white RAL 9016, Class 1, 220-240V, energy class: A++, A+, A.



PRODUCT OVERVIEW

IPC Code	0045193
Product name	SYLBATTEN LED 1505MM 8000LM 4000K DALI (TP5)
Technology	LED
Housing	Sheet steel
Mount	Surface
Fixture rating	Enclosed
Environment	Internal
General application	Logistics & Industry
Certifications	EUNEW009
ETIM Class	EC000109
E-number FI	4274270
E-number SE	7213426
Fixture luminous flux (lm)	8348
Luminaire efficacy (lm/W)	105.67
LOR (%)	100
Colour temperature (K)	4000
Light colour	Neutral White
CRI (Ra)	80
Colour Variation Initial (SDCM)	5
Colour Consistency (SDCM)	5
Beam Angle (°)	138
Glare control	32
Photobiological Risk Group	Exempt (Group 0)
Total power consumption (W)	79
Electrical protection	Class I
Control gear type	Electronic
Control gear mounting	Built-in
Dimmable	Yes
Minimum dimming level (%)	3
LED Flickering Rate	Ultra low (5% or less)
Average life (Nominal) (h)	50000
Housing colour	White RAL 9016
IP rating	IP20
IK rating	IK07
Product EAN number	5410288451930

SylBatten LED - DALI

SYLBATTEN LED 1505MM 8000LM 4000K DALI (TP5)

0045193

Lamps	Yes
Included lamp	INTEGRATED LED

DATA TABLE

General data

IPC Code	0045193
Product name	SYLBATTEN LED 1505MM 8000LM 4000K DALI (TP5)
Technology	LED
Housing	Sheet steel
Mount	Surface
Fixture rating	Enclosed
Environment	Internal
General application	Logistics & Industry
Operating temperature range (°C)	0 to +25
Certifications	EUNEW009
ETIM Class	EC000109
E-number FI	4274270
E-number SE	7213426

Optical data

Fixture luminous flux (lm)	8348
Luminaire efficacy (lm/W)	105.67
LOR (%)	100
Colour temperature (K)	4000
Light colour	Neutral White
CRI (Ra)	80
Colour Variation Initial (SDCM)	5
Colour Consistency (SDCM)	5
Adjustable chromaticity	N
Beam Angle (°)	138
Distribution type	Direct (symmetrical)
Glare control	32
Photobiological Risk Group	Exempt (Group 0)

Electrical data

Total power consumption (W)	79
Mains voltage (V)	220-240V~
Lamp power factor	0.98
THD (at 230 V, 50 Hz, full load, at 100% dimming level) = xx.x %	10
Electrical protection	Class I
Control gear type	Electronic
Control gear mounting	Built-in
Dimmable	Yes
Minimum dimming level (%)	3
Drive current (mA)	450
Inrush Current (A)	33
Inrush Duration (µs)	148

SylBatten LED - DALI

SYLBATTEN LED 1505MM 8000LM 4000K DALI (TP5)

0045193

Glow Wire Test (°C)	850
Nominal Frequency (Hz)	50Hz
LED Flickering Rate	Ultra low (5% or less)
Max. Luminaires per 10A C Breaker	16
Max. Luminaires per 13A C Breaker	21
Max. Luminaires per 16A C Breaker	26
Max. Luminaires per 20A C Breaker	32

Lifetime data

Lumen maintenance - L70 B50	50000
Lumen maintenance - L70 B20	30000
Lumen maintenance - L70 B10	15000
Lumen maintenance - L80 B50	30000
Lumen maintenance - L80 B20	30000
Lumen maintenance - L80 B10	15000
Lumen maintenance - L90 B50	15000
Lumen maintenance - L90 B20	15000
Lumen maintenance - L90 B10	15000
Average life (Nominal) (h)	50000

Physical data

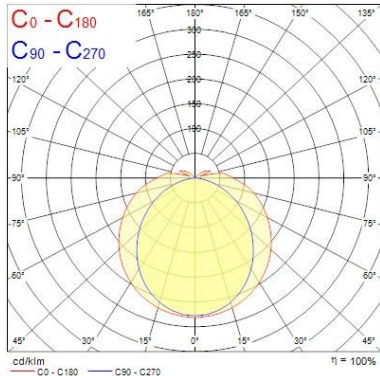
Housing colour	White RAL 9016
IP rating	IP20
IK rating	IK07
Diffuser finish	Opal
Diffuser material	Polycarbonate
Nominal Product Length (mm)	1505
Nominal Product Width (mm)	66
Nominal Product Height (mm)	76
Weight (kg)	3.148

Packaging

Single packaging type	Carton
Product EAN number	5410288451930
Packaging single length / height (cm)	154.6
Packaging single width (cm)	8.1
Packaging single depth (cm)	9.2
DUN14 (outer)	05410288451930
Units per outer package	1
Packaging outer length / height (cm)	154.6
Packaging outer width (cm)	8.1
Packaging outer depth (cm)	9.2

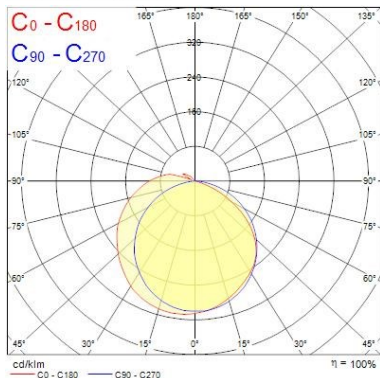
PHOTOMETRY

SylBatten LED - DALI SYLBATTEN LED 1505MM 8000LM 4000K DALI (TP5) 0045193



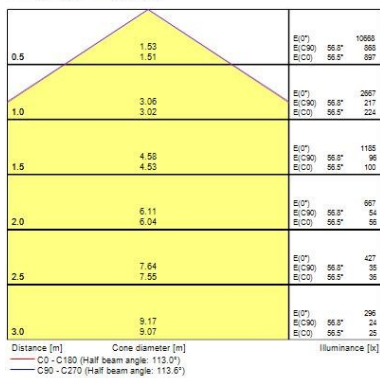
Distance [m]	Cone diameter [m]	E(0°)	E(C90)	E(C0)	Illuminance [lx]
0.5	1.21 2.66	9396	50.4°	1202	9396
1.0	2.42 5.32	2350	50.4°	300	2350
1.5	3.63 7.98	1044	50.4°	134	1044
2.0	4.84 10.64	587	50.4°	75	587
2.5	6.04 13.30	376	50.4°	48	376
3.0	7.25 15.96	261	50.4°	33	261

Distance [m] Cone diameter [m] Illuminance [lx]
 C0 - C180 (Half beam angle: 138.8°)
 C90 - C270 (Half beam angle: 138.8°)



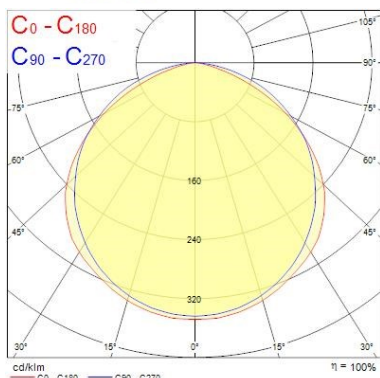
Distance [m]	Cone diameter [m]	E(0°)	E(C90)	E(C0)	Illuminance [lx]
0.5	1.53 1.51	10668	56.8°	866	10668
1.0	3.06 3.02	2667	56.8°	217	2667
1.5	4.58 4.53	1188	56.8°	96	1188
2.0	6.11 6.04	667	56.8°	64	667
2.5	7.64 7.55	427	56.8°	38	427
3.0	9.17 9.07	296	56.8°	25	296

Distance [m] Cone diameter [m] Illuminance [lx]
 C0 - C180 (Half beam angle: 113.0°)
 C90 - C270 (Half beam angle: 113.0°)



Distance [m]	Cone diameter [m]	E(0°)	E(C90)	E(C0)	Illuminance [lx]
0.5	1.53 1.51	10668	56.8°	866	10668
1.0	3.06 3.02	2667	56.8°	217	2667
1.5	4.58 4.53	1188	56.8°	96	1188
2.0	6.11 6.04	667	56.8°	64	667
2.5	7.64 7.55	427	56.8°	38	427
3.0	9.17 9.07	296	56.8°	25	296

Distance [m] Cone diameter [m] Illuminance [lx]
 C0 - C180 (Half beam angle: 113.6°)
 C90 - C270 (Half beam angle: 113.6°)



Distance [m]	Cone diameter [m]	E(0°)	E(C90)	E(C0)	Illuminance [lx]
0.5	1.53 1.51	10668	56.8°	866	10668
1.0	3.06 3.02	2667	56.8°	217	2667
1.5	4.58 4.53	1188	56.8°	96	1188
2.0	6.11 6.04	667	56.8°	64	667
2.5	7.64 7.55	427	56.8°	38	427
3.0	9.17 9.07	296	56.8°	25	296

Distance [m] Cone diameter [m] Illuminance [lx]
 C0 - C180 (Half beam angle: 113.6°)
 C90 - C270 (Half beam angle: 113.6°)


SylBatten LED - DALI SYLBATTEN LED 1505MM 8000LM 4000K DALI (TP5) 0045193

TECHNICAL DRAWINGS


Version	L	H1	H2
800mm	800	90	120
1200mm	1200	90	120
1500mm	1500	90	120
1200mm PAR	1200	90	120
1500mm PAR	1500	90	120

Version	L	H1	H2
800mm	800	90	120
1200mm	1200	90	120
1500mm	1500	90	120
1200mm PAR	1200	90	120
1500mm PAR	1500	90	120

SYLVANIA 0045193




This luminaire contains built in LED lamps.



} LED

The lamps cannot be changed in the luminaire.

874/2012


SylBatten LED - DALI

SYLBATTEN LED 1505MM 8000LM 4000K DALI (TP5)

0045193

This luminaire contains built in LED lamps.

The lamps cannot be changed in the luminaire.

SYLVANIA 0045193 874/2012

A++
A+
A
~~B~~
~~C~~
~~D~~
~~E~~

LED