

Officelyte LED

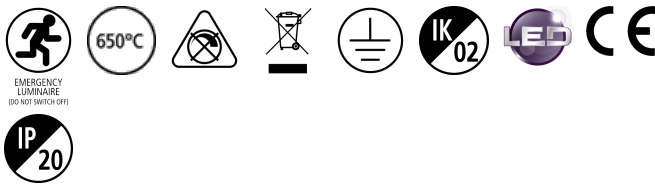
OFFICELYTE 600X600 HO 4K EM

2069258



Product features

- Concord OFFICELYTE 600X600 HO 4K EM is a high performance low glare luminaire for offices and education applications. Ceiling recessed 600x600mm. Micro Prismatic optics. White RAL 9010. Constant current driver. 3 hours emergency operation with integral batteries. 4000K Neutral White LED, Typical CRI=85, chromaticity tolerance of 3-step MacAdam ellipse, lumen package of 4,570lm, total power consumption 35W, efficacy of 131lm/W. Lumen maintenance of L80B10 at 60,000 hours, L90B10 at 34,000 hours, UGR<19. IK02, IP20, Electrical Protection Class I, Photobiological Risk Group 1. PMMA diffuser, Glow Wire test 650°C.



PRODUCT OVERVIEW

IPC Code	2069258
Product name	OFFICELYTE 600X600 HO 4K EM
Technology	LED
Housing	Zintec
Mount	Recessed
Fixture rating	Enclosed
General application	Office,Hospitality,Retail,Education,
Certifications	EUNEW001
ETIM Class	EC002892
Fixture luminous flux (lm)	4570
Luminaire efficacy (lm/W)	131
LOR (%)	100
Colour temperature (K)	4000
Light colour	Neutral White
CRI (Ra)	80
Colour Consistency (SDCM)	3
Glare control	UGR<19
Photobiological Risk Group	RG01
Luminous flux (emergency) (lm)	233
Total power consumption (W)	35
Electrical protection	Class I
Control gear type	Electronic + Emergency
Control gear mounting	Remote
Dimmable	N
Housing colour	White - RAL9016
IP rating	IP20
IK rating	IK02
Product EAN number	5025768692583
Lamps	Yes
Included lamp	INTEGRATED LED

Officelyte LED

OFFICELYTE 600X600 HO 4K EM
2069258

DATA TABLE

General data

IPC Code	2069258
Product name	OFFICELYTE 600X600 HO 4K EM
Technology	LED
Housing	Zintec
Mount	Recessed
Fixture rating	Enclosed
General application	Office,Hospitality,Retail,Education,
Certifications	EUNEW001
ETIM Class	EC002892

Optical data

Fixture luminous flux (lm)	4570
Luminaire efficacy (lm/W)	131
LOR (%)	100
Colour temperature (K)	4000
Light colour	Neutral White
CRI (Ra)	80
Colour Consistency (SDCM)	3
Distribution type	Direct
Glare control	UGR<19
Photobiological Risk Group	RG01
Luminous flux (emergency) (lm)	233
Emergency duration (h)	3

Electrical data

Total power consumption (W)	35
Mains voltage (V)	230-240V~
Lamp power factor	0.95
Electrical protection	Class I
Control gear required	Yes
Control gear type	Electronic + Emergency
Control gear mounting	Remote
Dimmable	N
Drive current (mA)	850
Inrush Current (A)	24.7
Inrush Duration (µs)	268
Glow Wire Test (°C)	650
Nominal Frequency (Hz)	50/60Hz
Max. Luminaires per 10A C Breaker	18
Max. Luminaires per 13A C Breaker	23
Max. Luminaires per 16A C Breaker	28
Max. Luminaires per 20A C Breaker	35
Max. Luminaires per 10A B Breaker	11
Max. Luminaires per 13A B Breaker	14
Max. Luminaires per 16A B Breaker	17
Max. Luminaires per 20A B Breaker	21

Officelyte LED

OFFICELYTE 600X600 HO 4K EM

2069258

Lifetime data

Lumen maintenance - L70 B50	60000
Lumen maintenance - L70 B20	60000
Lumen maintenance - L70 B10	60000
Lumen maintenance - L80 B50	60000
Lumen maintenance - L80 B20	60000
Lumen maintenance - L80 B10	60000
Lumen maintenance - L90 B50	60000
Lumen maintenance - L90 B20	48000
Lumen maintenance - L90 B10	34000

Physical data

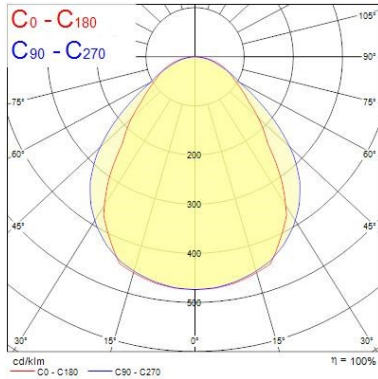
Housing colour	White - RAL9016
IP rating	IP20
IK rating	IK02
Diffuser finish	Satine
Diffuser material	Acrylic
Nominal Product Length (mm)	595
Nominal Product Width (mm)	595
Nominal Product Height (mm)	87
Weight (kg)	7.1
Recessed Depth (mm)	200

Packaging

Single packaging type	Carton
Product EAN number	5025768692583
Packaging single length / height (cm)	63.5
Packaging single width (cm)	73.0
Packaging single depth (cm)	15.5
DUN14 (outer)	05025768692583
Units per outer package	1
Packaging outer length / height (cm)	63.5
Packaging outer width (cm)	73.0
Packaging outer depth (cm)	15.5

PHOTOMETRY

Officelyte LED OFFICELYTE 600X600 HO 4K EM 2069258

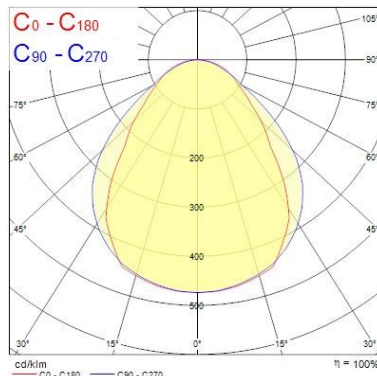


Distance [m]	Cone diameter [m]	E(0°)	E(C90)	E(C0)	Illuminance [lx]
0.5	1.14 0.82	442	48.8°	39.5°	882
1.0	2.28 1.65	110	48.8°	39.5°	218
1.5	3.43 2.47	49	48.8°	39.5°	98
2.0	4.57 3.30	28	48.8°	39.5°	55
2.5	5.71 4.12	18	48.8°	39.5°	36
3.0	6.85 4.95	12	48.8°	39.5°	24

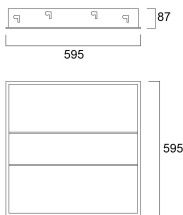
Distance [m] Cone diameter [m] Illuminance [lx]
 — C0 - C180 (Half beam angle: 79.0°)
 — C90 - C270 (Half beam angle: 97.6°)

Distance [m]	Cone diameter [m]	E(0°)	E(C90)	E(C0)	Illuminance [lx]
0.5	1.14 0.82	442	48.8°	39.5°	882
1.0	2.28 1.65	110	48.8°	39.5°	218
1.5	3.43 2.47	49	48.8°	39.5°	98
2.0	4.57 3.30	28	48.8°	39.5°	55
2.5	5.71 4.12	18	48.8°	39.5°	36
3.0	6.85 4.95	12	48.8°	39.5°	24

Distance [m] Cone diameter [m] Illuminance [lx]
 — C0 - C180 (Half beam angle: 79.0°)
 — C90 - C270 (Half beam angle: 97.6°)





TECHNICAL DRAWINGS




Officelyte LED OFFICELYTE 600X600 HO 4K EM 2069258


Concord 2069258


 This luminaire contains built in LED lamps.

 } **LED**


The lamps cannot be changed in the luminaire.

874/2012 

 This luminaire contains built in LED lamps.

 } **LED**

The lamps cannot be changed in the luminaire.

Concord 2069258  874/2012