

SylBatten LED

SYLBATTEN LED 1505MM 8000LM 3000K EB (TP3)

0045181



Product features

- LED batten, T8 replacement, ease of installation through 2 part push-in design of the housing (safety cable included), through wiring capability (TP3 = 3 core), sheet steel, 7260LM, 79W, 92lm/W, 3000K, drive current: 450mA, CRI 80, 138° wide beam angle, electronic driver (non dimmable), IP20, IK07, 50,000 hrs (L70), (LxWxH) 1505x66x76mm, 5 step MacAdam ellipse, 3.7kg, white RAL 9016, Class 1, 220-240V, energy class: A++, A+, A.



PRODUCT OVERVIEW

IPC Code	0045181
Product name	SYLBATTEN LED 1505MM 8000LM 3000K EB (TP3)
Technology	LED
Housing	Sheet steel
Mount	Surface
Fixture rating	Enclosed
Environment	Internal
General application	Logistics & Industry
Certifications	EUNEW009
ETIM Class	EC000109
E-number FI	4274252
E-number SE	7213420
Fixture luminous flux (lm)	7260
Luminaire efficacy (lm/W)	91.89
LOR (%)	100
Colour temperature (K)	3000
Light colour	Warm White
CRI (Ra)	80
Colour Variation Initial (SDCM)	5
Colour Consistency (SDCM)	5
Beam Angle (°)	138
Glare control	31
Photobiological Risk Group	Exempt (Group 0)
Total power consumption (W)	79
Electrical protection	Class I
Control gear type	Electronic
Control gear mounting	Built-in
Dimmable	No
LED Flickering Rate	Ultra low (5% or less)
Average life (Nominal) (h)	50000
Housing colour	White RAL 9016
IP rating	IP20
IK rating	IK07
Product EAN number	5410288451817
Lamps	Yes

SylBatten LED

SYLBATTEN LED 1505MM 8000LM 3000K EB (TP3)

0045181

Included lamp

INTEGRATED LED

DATA TABLE

General data

IPC Code	0045181
Product name	SYLBATTEN LED 1505MM 8000LM 3000K EB (TP3)
Technology	LED
Housing	Sheet steel
Mount	Surface
Fixture rating	Enclosed
Environment	Internal
General application	Logistics & Industry
Operating temperature range (°C)	0 to +25
Certifications	EUNEW009
ETIM Class	EC000109
E-number FI	4274252
E-number SE	7213420

Optical data

Fixture luminous flux (lm)	7260
Luminaire efficacy (lm/W)	91.89
LOR (%)	100
Colour temperature (K)	3000
Light colour	Warm White
CRI (Ra)	80
Colour Variation Initial (SDCM)	5
Colour Consistency (SDCM)	5
Adjustable chromaticity	N
Beam Angle (°)	138
Distribution type	Direct (symmetrical)
Glare control	31
Photobiological Risk Group	Exempt (Group 0)

Electrical data

Total power consumption (W)	79
Mains voltage (V)	220-240V~
Lamp power factor	0.98
THD (at 230 V, 50 Hz, full load, at 100% dimming level) = xx.x %	10
Electrical protection	Class I
Control gear type	Electronic
Control gear mounting	Built-in
Dimmable	No
Drive current (mA)	450
Inrush Current (A)	39
Inrush Duration (µs)	166
Glow Wire Test (°C)	850
Nominal Frequency (Hz)	50Hz

SylBatten LED

SYLBATTEN LED 1505MM 8000LM 3000K EB (TP3)

0045181

LED Flickering Rate	Ultra low (5% or less)
Max. Luminaires per 10A C Breaker	16
Max. Luminaires per 13A C Breaker	21
Max. Luminaires per 16A C Breaker	26
Max. Luminaires per 20A C Breaker	32

Lifetime data

Lumen maintenance - L70 B50	50000
Lumen maintenance - L70 B20	30000
Lumen maintenance - L70 B10	15000
Lumen maintenance - L80 B50	30000
Lumen maintenance - L80 B20	30000
Lumen maintenance - L80 B10	15000
Lumen maintenance - L90 B50	15000
Lumen maintenance - L90 B20	15000
Lumen maintenance - L90 B10	15000
Average life (Nominal) (h)	50000

Physical data

Housing colour	White RAL 9016
IP rating	IP20
IK rating	IK07
Diffuser finish	Opal
Diffuser material	Polycarbonate
Nominal Product Length (mm)	1505
Nominal Product Width (mm)	66
Nominal Product Height (mm)	76
Weight (kg)	3.112

Packaging

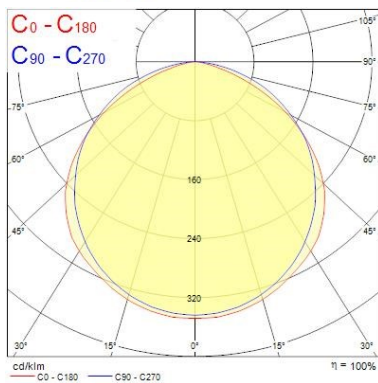
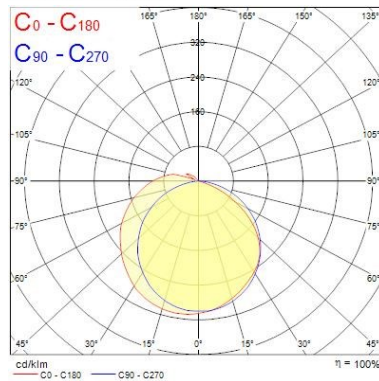
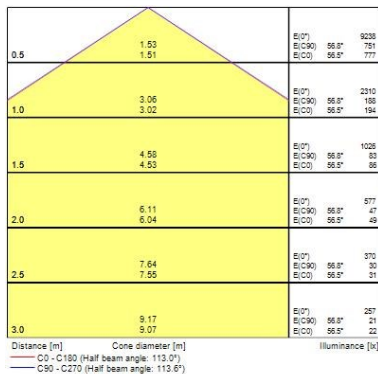
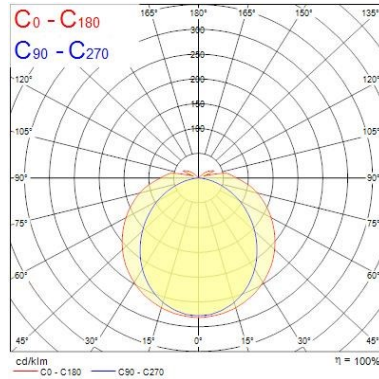
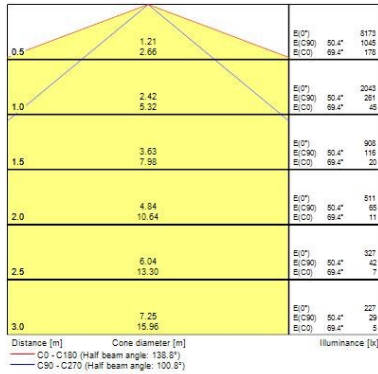
Single packaging type	Carton
Product EAN number	5410288451817
Packaging single length / height (cm)	154.4
Packaging single width (cm)	8.1
Packaging single depth (cm)	9.3
DUN14 (outer)	05410288451817
Units per outer package	1
Packaging outer length / height (cm)	154.4
Packaging outer width (cm)	8.1
Packaging outer depth (cm)	9.3

PHOTOMETRY

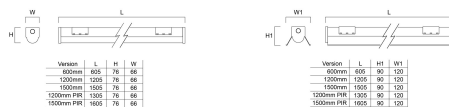
SylBatten LED

SYLBATTEN LED 1505MM 8000LM 3000K EB (TP3)

0045181



TECHNICAL DRAWINGS





SylBatten LED

SYLBATTEN LED 1505MM 8000LM 3000K EB (TP3)


0045181


SYLVANIA 0045181


 This luminaire contains built in LED lamps.

 } LED


The lamps cannot be changed in the luminaire.

874/2012 

 This luminaire contains built in LED lamps.

 } LED

The lamps cannot be changed in the luminaire.

SYLVANIA 0045181  874/2012