

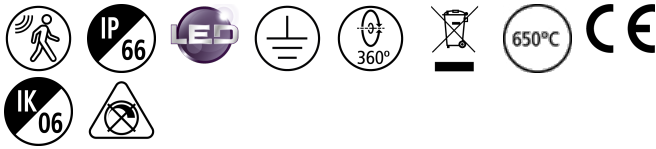
Sylproof Tubular LED - Microwave sensor

Sylproof Tubular LED 1X1500 EB MW WW
0047618



Product features

- Aesthetically attractive and highly efficient LED tubular luminaire, opaque acrylic diffuser, stainless steel end caps and mounting brackets, rapid connector, as Sylvania Sylproof Tubular LED



PRODUCT OVERVIEW

IPC Code	0047618
Product name	Sylproof Tubular LED 1X1500 EB MW WW
Technology	LED
Housing	Acrylic/PMMA Tube
Mount	Surface
Environment	Interior
General application	Logistics & Industry
Certifications	EUNEW009
ETIM Class	EC000109
Fixture luminous flux (lm)	3223
Luminous flux (lm)	3223
Luminaire efficacy (lm/W)	101.99
LOR (%)	100
Colour temperature (K)	3000
Light colour	Warm White
CRI (Ra)	80
Colour Consistency (SDCM)	3
Photobiological Risk Group	0
Total power consumption (W)	31.6
Electrical protection	Class I
Control gear type	Electronic
Average life (Nominal) (h)	50000
Housing colour	Matt Diffuser
IP rating	IP66
IK rating	IK06
Product EAN number	5410288476186
Lamps	Yes
Included lamp	INTEGRATED LED

DATA TABLE

Sylproof Tubular LED - Microwave sensor

Sylproof Tubular LED 1X1500 EB MW WW
0047618

General data

IPC Code	0047618
Product name	Sylproof Tubular LED 1X1500 EB MW WW
Technology	LED
Housing	Acrylic/PMMA Tube
Mount	Surface
Environment	Interior
General application	Logistics & Industry
Operating temperature range (°C)	-20 to +25
Certifications	EUNEW009
ETIM Class	EC000109

Optical data

Fixture luminous flux (lm)	3223
Luminous flux (lm)	3223
Luminaire efficacy (lm/W)	101.99
LOR (%)	100
Colour temperature (K)	3000
Light colour	Warm White
CRI (Ra)	80
Colour Consistency (SDCM)	3
Adjustable chromaticity	N
Distribution type	Direct
Photobiological Risk Group	0

Electrical data

Total power consumption (W)	31.6
Mains voltage (V)	220-240V~
Electrical protection	Class I
Control gear type	Electronic
Drive current (mA)	400
Glow Wire Test (°C)	650
Lamp Energy Label (class)	A+
Nominal Frequency (Hz)	50/60Hz
Max. Luminaires per 16A C Breaker	24

Lifetime data


Lumen maintenance - L70 B10	60000
Lumen maintenance - L80 B50	60000
Lumen maintenance - L80 B10	49000
Lumen maintenance - L90 B50	35000
Average life (Nominal) (h)	50000


Physical data

Vertical Tilt (°)	360
Horizontal rotation (°)	360
Housing colour	Matt Diffuser
IP rating	IP66
IK rating	IK06


Sylproof Tubular LED - Microwave sensor *Sylproof Tubular LED 1X1500 EB MW WW* 0047618


SYLVANIA 0047618


 This luminaire contains built in LED lamps.

 } **LED**


The lamps cannot be changed in the luminaire.

874/2012 

 This luminaire contains built in LED lamps.

 } **LED**

The lamps cannot be changed in the luminaire.

SYLVANIA 0047618  874/2012