


## Sylproof Tubular LED - Emergency 3 Hour

*Sylproof Tubular LED 2X1500 EB NW E3*  
0047597



### Product features

- Aesthetically attractive and highly efficient LED tubular luminaire, opaque acrylic diffuser, stainless steel end caps and mounting brackets, rapid connector, as Sylvania Sylproof Tubular LED



### PRODUCT OVERVIEW

IPC Code	0047597
Product name	Sylproof Tubular LED 2X1500 EB NW E3
Technology	LED
Housing	Acrylic/PMMA Tube
Mount	Surface
Environment	Interior
General application	Logistics & Industry
ETIM Class	EC000109
Fixture luminous flux (lm)	5821
Luminous flux (lm)	5821
Luminaire efficacy (lm/W)	120.02
LOR (%)	100
Colour temperature (K)	4000
Light colour	Neutral White
CRI (Ra)	80
Colour Consistency (SDCM)	3
Photobiological Risk Group	0
Total power consumption (W)	49
Electrical protection	Class I
Control gear type	Electronic
Average life (Nominal) (h)	50000
Housing colour	Matt Diffuser
IP rating	IP66
IK rating	IK06
Product EAN number	5410288475974
Included lamp	INTEGRATED LED

### DATA TABLE

#### General data

IPC Code	0047597
----------	---------

## Sylproof Tubular LED - Emergency 3 Hour

*Sylproof Tubular LED 2X1500 EB NW E3*  
0047597

Product name	Sylproof Tubular LED 2X1500 EB NW E3
Technology	LED
Housing	Acrylic/PMMA Tube
Mount	Surface
Environment	Interior
General application	Logistics & Industry
Operating temperature range (°C)	0 to +25
ETIM Class	EC000109

### Optical data

Fixture luminous flux (lm)	5821
Luminous flux (lm)	5821
Luminaire efficacy (lm/W)	120.02
LOR (%)	100
Colour temperature (K)	4000
Light colour	Neutral White
CRI (Ra)	80
Colour Consistency (SDCM)	3
Adjustable chromaticity	N
Distribution type	Direct
Photobiological Risk Group	0
Emergency duration (h)	3.0

### Electrical data

Total power consumption (W)	49
Mains voltage (V)	220-240V~
Electrical protection	Class I
Control gear type	Electronic
Drive current (mA)	350
Glow Wire Test (°C)	850
Lamp Energy Label (class)	A+
Nominal Frequency (Hz)	50/60Hz
Max. Luminaires per 16A C Breaker	24

### Lifetime data

Lumen maintenance - L70 B10	60000
Lumen maintenance - L80 B50	60000
Lumen maintenance - L80 B10	49000
Lumen maintenance - L90 B50	35000
Average life (Nominal) (h)	50000

### Physical data

Vertical Tilt (°)	360
Horizontal rotation (°)	360
Housing colour	Matt Diffuser
IP rating	IP66
IK rating	IK06
Diffuser finish	Matt/Opaque
Diffuser material	Acrylic/PMMA

## Sylproof Tubular LED - Emergency 3 Hour

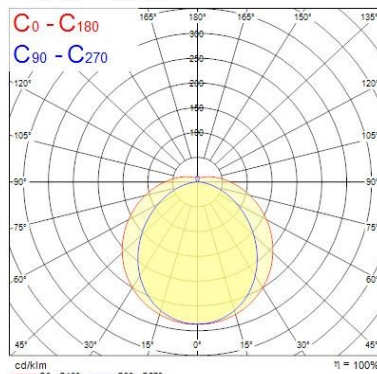
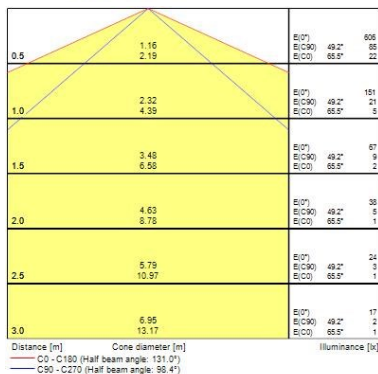
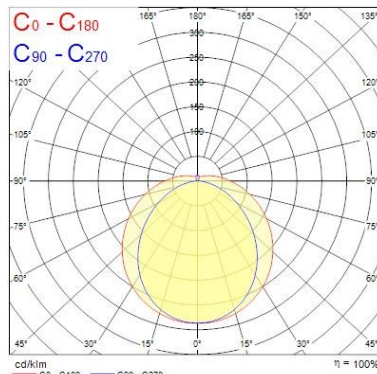
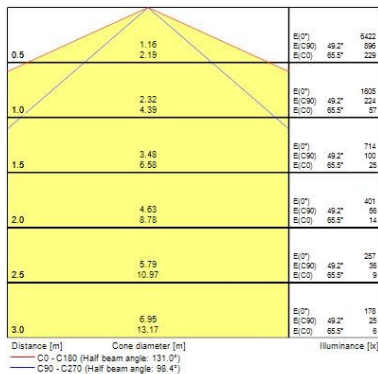
*Sylproof Tubular LED 2X1500 EB NW E3*  
0047597

Nominal Product Length (mm)	1600
Nominal Product Width (mm)	112
Nominal Product Height (mm)	112
Weight (kg)	3.5


### Packaging

Single packaging type	Carton
Product EAN number	5410288475974
Packaging single length / height (cm)	160.0
Packaging single width (cm)	13.0
Packaging single depth (cm)	13.0
DUN14 (outer)	05410288475974
Units per outer package	1
Packaging outer length / height (cm)	160.0
Packaging outer width (cm)	13.0
Packaging outer depth (cm)	13.0

## PHOTOMETRY




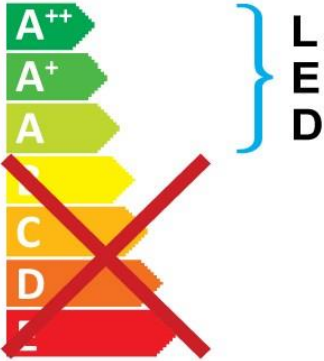
## TECHNICAL DRAWINGS




## Sylproof Tubular LED - Emergency 3 Hour *Sylproof Tubular LED 2X1500 EB NW E3* 0047597


**SYLVANIA** 0047597

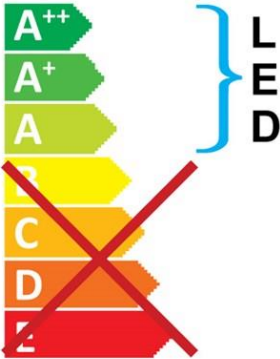
 This luminaire contains built in LED lamps.




The lamps cannot be changed in the luminaire.

874/2012 

 This luminaire contains built in LED lamps.



The lamps cannot be changed in the luminaire.

**SYLVANIA** 0047597  874/2012