

SylFlat LED Non Dimmable - Surface

SYLFLAT surface 1400 SQUARE 3000K
0053300



Product features

- Integrated square surface mounted 220mm x 220mm LED downlight providing uniform distribution with an opal diffuser, 110° beam angle, 1260LM, 14W, 90lm/W, 3000K, CRI80, non-dimmable, IP20, IK03, 30,000hrs (L70)



PRODUCT OVERVIEW

IPC Code	0053300
Product name	SYLFLAT surface 1400 SQUARE 3000K
Technology	LED
Housing	Plastic
Mount	Surface mounted
Environment	Internal
General application	Residential & Consumer
Certifications	EUNEW009
ETIM Class	EC002892
E-number FI	4274341
Fixture luminous flux (lm)	1260
Luminaire efficacy (lm/W)	90
LOR (%)	100
Colour temperature (K)	3000
Light colour	Warm White
CRI (Ra)	80
Colour Variation Initial (SDCM)	6
Colour Consistency (SDCM)	5
Beam Angle (°)	110
Glare control	UGR 28
Photobiological Risk Group	RG0
Total power consumption (W)	14
Electrical protection	Class II
Control gear type	Electronic
Control gear mounting	Integrated
Dimmable	No
Average life (Nominal) (h)	30000
Housing colour	White
IP rating	IP20
IK rating	IK03
Product EAN number	5410288533001
Lamps	No
Included lamp	INTEGRATED LED

SylFlat LED Non Dimmable - Surface

SYLFLAT surface 1400 SQUARE 3000K
0053300

DATA TABLE

General data

IPC Code	0053300
Product name	SYLFLAT surface 1400 SQUARE 3000K
Technology	LED
Housing	Plastic
Mount	Surface mounted
Environment	Internal
General application	Residential & Consumer
Operating temperature range (°C)	(-10) - 40°C
Certifications	EUNEW009
ETIM Class	EC002892
E-number FI	4274341

Optical data

Fixture luminous flux (lm)	1260
Luminaire efficacy (lm/W)	90
LOR (%)	100
Colour temperature (K)	3000
Light colour	Warm White
CRI (Ra)	80
Colour Variation Initial (SDCM)	6
Colour Consistency (SDCM)	5
Adjustable chromaticity	N
Beam Angle (°)	110
Distribution type	Direct
Glare control	UGR 28
Photobiological Risk Group	RG0

Electrical data

Total power consumption (W)	14
Mains voltage (V)	220-240V~
Lamp power factor	0.9
Electrical protection	Class II
Control gear type	Electronic
Control gear mounting	Integrated
Dimmable	No
Inrush Current (A)	4.5
Inrush Duration (µs)	52
Glow Wire Test (°C)	650
Nominal Frequency (Hz)	50/60Hz
Max. Luminaires per 10A C Breaker	11
Max. Luminaires per 16A C Breaker	18

Lifetime data

Lumen maintenance - L70 B50	30000
Average life (Nominal) (h)	30000

SylFlat LED Non Dimmable - Surface

SYLFLAT surface 1400 SQUARE 3000K
0053300

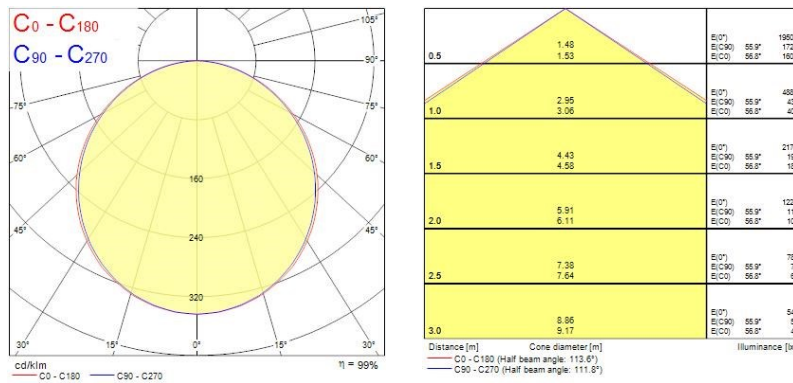
Physical data

Housing colour	White
IP rating	IP20
IK rating	IK03
Diffuser finish	Opal
Diffuser material	Polycarbonate
Nominal Product Length (mm)	225
Nominal Product Width (mm)	225
Nominal Product Height (mm)	37
Nominal Product Diameter (mm)	225
Weight (kg)	0.483

Packaging

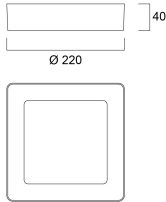
Single packaging type	Carton
Product EAN number	5410288533001
Packaging single length / height (cm)	24.0
Packaging single width (cm)	4.5
Packaging single depth (cm)	27.5
DUN14 (outer)	15410288533008
Units per outer package	6
Packaging outer length / height (cm)	33.5
Packaging outer width (cm)	25.5
Packaging outer depth (cm)	29.5

PHOTOMETRY





TECHNICAL DRAWINGS

SylFlat LED Non Dimmable - Surface SYLFLAT surface 1400 SQUARE 3000K 0053300




SYLVANIA 0053300

 This luminaire contains built in LED lamps.

 } **LED**

The lamps cannot be changed in the luminaire.

874/2012 

SylFlat LED Non Dimmable - Surface *SYLFLAT surface 1400 SQUARE 3000K* 0053300

This luminaire contains built in LED lamps.

The lamps cannot be changed in the luminaire.

SYLVANIA 0053300 874/2012

A++
A+
A
~~B~~
~~C~~
~~D~~
~~E~~

LED