

SylFlat LED Non Dimmable - Recessed

SYLFLAT 2000 ROUND 4000K
0053297



Product features

- Integrated round recessed 220mm diameter LED downlight providing uniform distribution with an opal diffuser, 110° beam angle, 2000LM, 22W, 91lm/W, 4000K, CRI80, non-dimmable, IP20, IK03, 30,000hrs (L70)



PRODUCT OVERVIEW

IPC Code	0053297
Product name	SYLFLAT 2000 ROUND 4000K
Technology	LED
Housing	Plastic
Mount	Ceiling recessed
Fixture rating	Enclosed
Environment	Internal
General application	Residential & Consumer
Certifications	EUNEW008
ETIM Class	EC001744
E-number FI	4274336
Fixture luminous flux (lm)	2000
Luminaire efficacy (lm/W)	91
LOR (%)	100
Colour temperature (K)	4000
Light colour	Neutral White
CRI (Ra)	80
Colour Variation Initial (SDCM)	6
Colour Consistency (SDCM)	5
Beam Angle (°)	110
Glare control	UGR 28
Photobiological Risk Group	RG0
Total power consumption (W)	22
Electrical protection	Class II
Control gear type	Electronic
Control gear mounting	Integrated
Dimmable	No
Average life (Nominal) (h)	30000
Housing colour	White
IP rating	IP20
IK rating	IK03
Product EAN number	5410288532974
Lamps	No

SylFlat LED Non Dimmable - Recessed SYLFLAT 2000 ROUND 4000K 0053297

Included lamp

INTEGRATED LED

DATA TABLE

General data

IPC Code	0053297
Product name	SYLFLAT 2000 ROUND 4000K
Technology	LED
Housing	Plastic
Mount	Ceiling recessed
Fixture rating	Enclosed
Environment	Internal
General application	Residential & Consumer
Operating temperature range (°C)	(-10) - 40°C
Certifications	EUNEW008
ETIM Class	EC001744
E-number FI	4274336

Optical data

Fixture luminous flux (lm)	2000
Luminaire efficacy (lm/W)	91
LOR (%)	100
Colour temperature (K)	4000
Light colour	Neutral White
CRI (Ra)	80
Colour Variation Initial (SDCM)	6
Colour Consistency (SDCM)	5
Adjustable chromaticity	N
Beam Angle (°)	110
Distribution type	Direct
Glare control	UGR 28
Photobiological Risk Group	RG0

Electrical data

Total power consumption (W)	22
Mains voltage (V)	220-240V~
Lamp power factor	0.9
Electrical protection	Class II
Control gear type	Electronic
Control gear mounting	Integrated
Dimmable	No
Drive current (mA)	210
Inrush Current (A)	5.2
Inrush Duration (µs)	55
Glow Wire Test (°C)	650
Nominal Frequency (Hz)	50/60Hz
Max. Luminaires per 10A C Breaker	10
Max. Luminaires per 16A C Breaker	14

SylFlat LED Non Dimmable - Recessed SYLFLAT 2000 ROUND 4000K 0053297

Lifetime data

Lumen maintenance - L70 B50	30000
Average life (Nominal) (h)	30000

Physical data

Housing colour	White
IP rating	IP20
IK rating	IK03
Diffuser finish	Opal
Diffuser material	Polycarbonate
Nominal Product Length (mm)	220
Nominal Product Width (mm)	220
Nominal Product Height (mm)	27
Nominal Product Diameter (mm)	220
Max. Lamp Diameter (mm) - D	220
Weight (kg)	0.3
Recessed Depth (mm)	27

Packaging

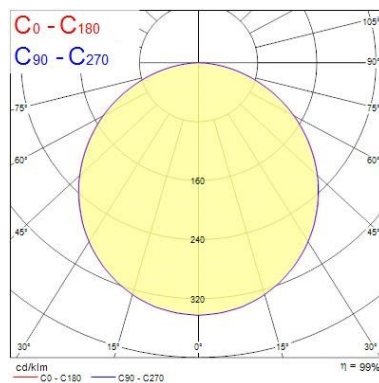
Single packaging type	Carton
Product EAN number	5410288532974
Packaging single length / height (cm)	27.5
Packaging single width (cm)	6.6
Packaging single depth (cm)	23.5
DUN14 (outer)	15410288532971
Units per outer package	6
Packaging outer length / height (cm)	43.0
Packaging outer width (cm)	29.0
Packaging outer depth (cm)	25.5

PHOTOMETRY

Distance [m]	Cone diameter [m]	E(0°)	E(C90)	E(C0)	2614
0.5	1.50 1.52	56.3°	56.3°	241	236
1.0	3.00 3.03	56.3°	56.3°	703	69
1.5	4.50 4.55	56.3°	56.3°	313	27
2.0	6.00 6.07	56.3°	56.3°	176	15
2.5	7.50 7.58	56.3°	56.3°	113	9
3.0	9.00 9.10	56.3°	56.3°	79	7

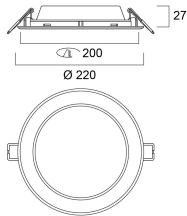
Distance [m] Cone diameter [m] Illuminance [lx]

— C0 - C180 (Half beam angle: 112.2°)
— C90 - C270 (Half beam angle: 112.6°)




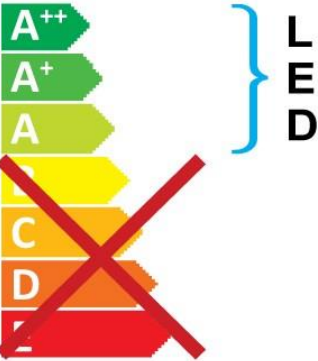
TECHNICAL DRAWINGS

SylFlat LED Non Dimmable - Recessed SYLFLAT 2000 ROUND 4000K 0053297




SYLVANIA 0053297

 This luminaire contains built in LED lamps.



The lamps cannot be changed in the luminaire.

874/2012 

SylFlat LED Non Dimmable - Recessed SYLFLAT 2000 ROUND 4000K 0053297

This luminaire contains built in LED lamps.

The lamps cannot be changed in the luminaire.

SYLVANIA 0053297 874/2012

A++
A+
A
B
C
D
E

LED