

## Ascent 100 II Deco 160

ASCENT 100 II DECO 1900 4K EMPRO 160  
2060649



### Product features

- The ASCENT 100 II DECO 1900 4K EMPRO 160 is a high efficient DALI dimmable downlight luminaire with 3 hour EM PRO emergency, luminous flux: 1921lm, luminaire efficacy: 101lm/W, Colour rendering index Ra >80, Colour temperature: 4000K Neutral White, Average life rated at 50,000Hrs, Class II, Protection rating IP44/IK02, Cut out dimensions: 178mm



### PRODUCT OVERVIEW

IPC Code	2060649
Product name	ASCENT 100 II DECO 1900 4K EMPRO 160
Technology	LED
Housing	Aluminium
Mount	Ceiling Recessed
General application	Hospitality, Retail, Office,
Certifications	EUNEW001
ETIM Class	EC001744
Fixture luminous flux (lm)	1921
Luminaire efficacy (lm/W)	101
LOR (%)	100
Colour temperature (K)	4000
CRI (Ra)	80
Glare control	23.4
Photobiological Risk Group	Group 0
Total power consumption (W)	19
Electrical protection	Class II
Control gear type	Electronic Emergency
Control gear mounting	Remote
Dimmable	Yes
Housing colour	White - RAL9016
IP rating	IP40
IK rating	IK02
Product EAN number	5025768606498
Lamps	Yes
Included lamp	INTEGRATED LED

### DATA TABLE

#### General data

IPC Code	2060649
----------	---------

## Ascent 100 II Deco 160

*ASCENT 100 II DECO 1900 4K EMPRO 160*  
2060649

<b>Product name</b>	ASCENT 100 II DECO 1900 4K EMPRO 160
<b>Technology</b>	LED
<b>Housing</b>	Aluminium
<b>Mount</b>	Ceiling Recessed
<b>General application</b>	Hospitality,Retail,Office,
<b>Operating temperature range (°C)</b>	0-25
<b>Certifications</b>	EUNEW001
<b>ETIM Class</b>	EC001744

### Optical data

<b>Fixture luminous flux (lm)</b>	1921
<b>Luminaire efficacy (lm/W)</b>	101
<b>LOR (%)</b>	100
<b>Colour temperature (K)</b>	4000
<b>CRI (Ra)</b>	80
<b>Beam angle (Rated) (°)</b>	85
<b>Distribution type</b>	Direct
<b>Glare control</b>	23.4
<b>Photobiological Risk Group</b>	Group 0
<b>Emergency duration (h)</b>	3

### Electrical data

<b>Total power consumption (W)</b>	19
<b>Mains voltage (V)</b>	220-240V~
<b>Electrical protection</b>	Class II
<b>Control gear required</b>	Yes
<b>Control gear type</b>	Electronic Emergency
<b>Control gear mounting</b>	Remote
<b>Dimmable</b>	Yes
<b>Drive current (mA)</b>	700
<b>Inrush Current (A)</b>	45
<b>Inrush Duration (µs)</b>	20
<b>Glow Wire Test (°C)</b>	650
<b>Nominal Frequency (Hz)</b>	50/60Hz
<b>Max. Luminaires per 10A C Breaker</b>	50
<b>Max. Luminaires per 16A C Breaker</b>	80

### Lifetime data

<b>Lumen maintenance - L70 B50</b>	60000
<b>Lumen maintenance - L70 B20</b>	60000
<b>Lumen maintenance - L70 B10</b>	60000
<b>Lumen maintenance - L80 B50</b>	60000
<b>Lumen maintenance - L80 B20</b>	60000
<b>Lumen maintenance - L80 B10</b>	60000
<b>Lumen maintenance - L90 B50</b>	60000
<b>Lumen maintenance - L90 B20</b>	34000
<b>Lumen maintenance - L90 B10</b>	48000

### Physical data

## Ascent 100 II Deco 160

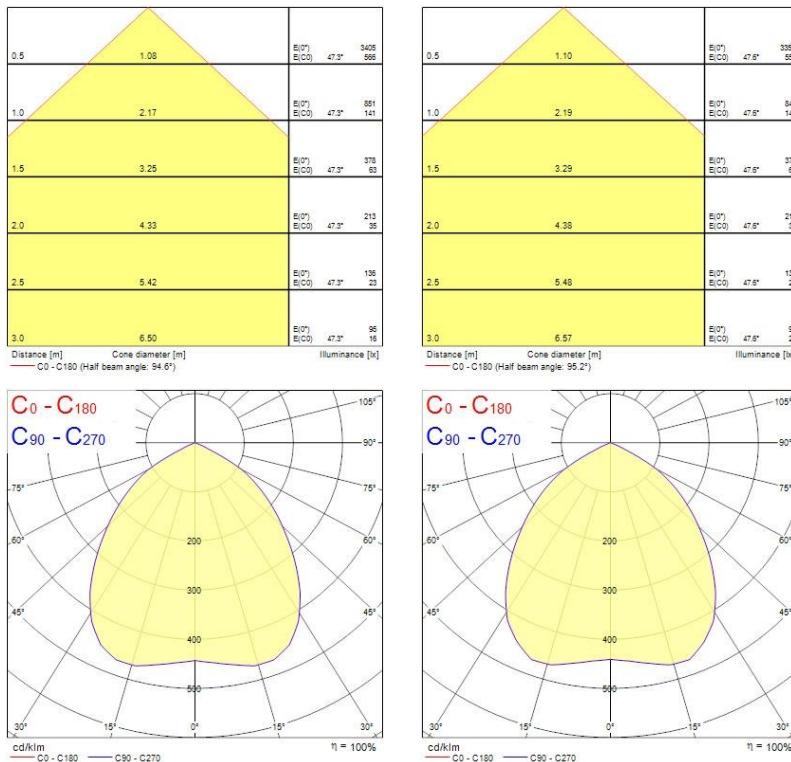
ASCENT 100 II DECO 1900 4K EMPRO 160  
2060649

Housing colour	White - RAL9016
IP rating	IP40
IK rating	IK02
Diffuser finish	Light Opal
Diffuser material	Arcylic
Reflector finish	Deco
Nominal Product Width (mm)	150
Nominal Product Height (mm)	94
Nominal Product Diameter (mm)	160
Weight (kg)	1.92

### Packaging

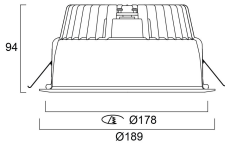
Single packaging type	Carton
Product EAN number	5025768606498
Packaging single length / height (cm)	30.0
Packaging single width (cm)	30.0
Packaging single depth (cm)	12.5
DUN14 (outer)	05025768606498
Units per outer package	1
Packaging outer length / height (cm)	30.0
Packaging outer width (cm)	30.0
Packaging outer depth (cm)	12.5

## PHOTOMETRY





## Ascent 100 II Deco 160 ASCENT 100 II DECO 1900 4K EMPRO 160 2060649

### TECHNICAL DRAWINGS




**Concord** 2060649

 This luminaire contains built in LED lamps.

 } **LED**

The lamps cannot be changed in the luminaire.

874/2012 

Ascent 100 II Deco 160  
ASCENT 100 II DECO 1900 4K EMPRO 160  
2060649

This luminaire contains built in LED lamps.

The lamps cannot be changed in the luminaire.

**Concord** 2060649 874/2012

A++  
A+  
A  
B  
C  
D  
E

LED