

Ascent 100 II Deco 160

ASCENT 100 II DECO 1000 4K EMPRO 160
2060639



Product features

- The ASCENT 100 II DECO 1000 4K EMPRO 160 is a high efficient DALI dimmable downlight luminaire with 3 hour EM PRO emergency, luminous flux: 1009lm, luminaire efficacy: 112lm/W, Colour rendering index Ra >80, Colour temperature: 4000K Neutral White, Average life rated at 50,000Hrs, Class II, Protection rating IP44/IK02, Cut out dimensions: 178mm



PRODUCT OVERVIEW

IPC Code	2060639
Product name	ASCENT 100 II DECO 1000 4K EMPRO 160
Technology	LED
Housing	Aluminium
Mount	Ceiling Recessed
General application	Hospitality, Retail, Office,
Certifications	EUNEW001
ETIM Class	EC001744
Fixture luminous flux (lm)	1009
Luminaire efficacy (lm/W)	112
LOR (%)	100
Colour temperature (K)	4000
CRI (Ra)	80
Glare control	21.2
Photobiological Risk Group	Group 0
Total power consumption (W)	9
Electrical protection	Class II
Control gear type	Electronic Emergency
Control gear mounting	Remote
Dimmable	Yes
Housing colour	White - RAL9016
IP rating	IP40
IK rating	IK02
Product EAN number	5025768606399
Lamps	Yes
Included lamp	INTEGRATED LED

DATA TABLE

General data

IPC Code	2060639
----------	---------

Ascent 100 II Deco 160

ASCENT 100 II DECO 1000 4K EMPRO 160
2060639

Product name	ASCENT 100 II DECO 1000 4K EMPRO 160
Technology	LED
Housing	Aluminium
Mount	Ceiling Recessed
General application	Hospitality,Retail,Office,
Operating temperature range (°C)	0-25
Certifications	EUNEW001
ETIM Class	EC001744

Optical data

Fixture luminous flux (lm)	1009
Luminaire efficacy (lm/W)	112
LOR (%)	100
Colour temperature (K)	4000
CRI (Ra)	80
Beam angle (Rated) (°)	85
Distribution type	Direct
Glare control	21.2
Photobiological Risk Group	Group 0
Emergency duration (h)	3

Electrical data

Total power consumption (W)	9
Mains voltage (V)	220-240V~
Electrical protection	Class II
Control gear required	Yes
Control gear type	Electronic Emergency
Control gear mounting	Remote
Dimmable	Yes
Drive current (mA)	350
Inrush Current (A)	45
Inrush Duration (µs)	20
Glow Wire Test (°C)	650
Nominal Frequency (Hz)	50/60Hz
Max. Luminaires per 10A C Breaker	50
Max. Luminaires per 16A C Breaker	80

Lifetime data

Lumen maintenance - L70 B50	60000
Lumen maintenance - L70 B20	60000
Lumen maintenance - L70 B10	60000
Lumen maintenance - L80 B50	60000
Lumen maintenance - L80 B20	60000
Lumen maintenance - L80 B10	60000
Lumen maintenance - L90 B50	60000
Lumen maintenance - L90 B20	34000
Lumen maintenance - L90 B10	48000

Physical data

Ascent 100 II Deco 160

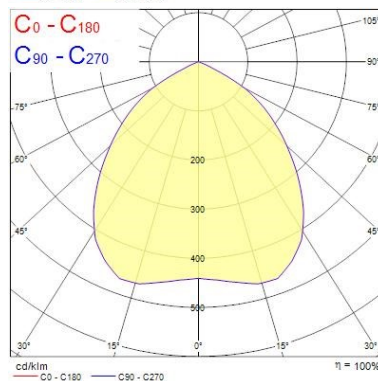
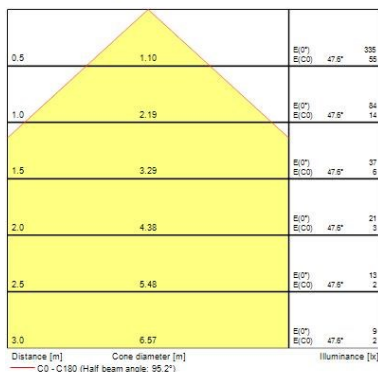
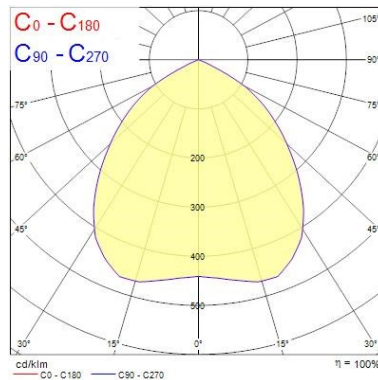
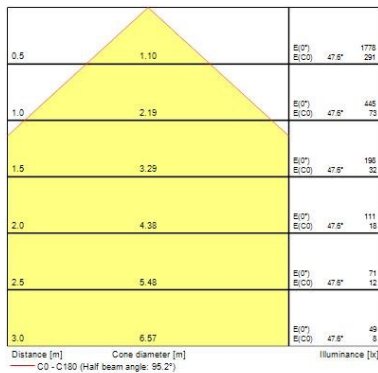
ASCENT 100 II DECO 1000 4K EMPRO 160
2060639

Housing colour	White - RAL9016
IP rating	IP40
IK rating	IK02
Diffuser finish	Light Opal
Diffuser material	Arcylic
Reflector finish	Deco
Nominal Product Width (mm)	150
Nominal Product Height (mm)	94
Nominal Product Diameter (mm)	160
Weight (kg)	1.92

Packaging

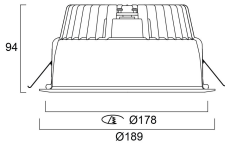
Single packaging type	Carton
Product EAN number	5025768606399
Packaging single length / height (cm)	30.0
Packaging single width (cm)	30.0
Packaging single depth (cm)	12.5
DUN14 (outer)	05025768606399
Units per outer package	1
Packaging outer length / height (cm)	30.0
Packaging outer width (cm)	30.0
Packaging outer depth (cm)	12.5

PHOTOMETRY




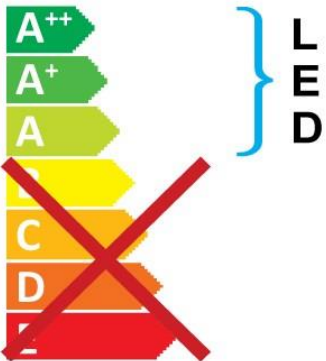
Ascent 100 II Deco 160 ASCENT 100 II DECO 1000 4K EMPRO 160 2060639

TECHNICAL DRAWINGS




Concord 2060639

 This luminaire contains built in LED lamps.



The lamps cannot be changed in the luminaire.

874/2012 

Ascent 100 II Deco 160
ASCENT 100 II DECO 1000 4K EMPRO 160
2060639

This luminaire contains built in LED lamps.

The lamps cannot be changed in the luminaire.

Concord 2060639 874/2012

A++
A+
A
B
C
D
E

LED