

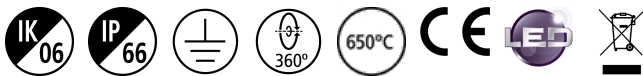
## Sylproof Tubular LED - DALI

*Sylproof Tubular LED 2X600 DALI NW*  
0047601



### Product features

- Aesthetically attractive and highly efficient LED tubular luminaire, opaque acrylic diffuser, stainless steel end caps and mounting brackets, rapid connector, as Sylvania Sylproof Tubular LED



## PRODUCT OVERVIEW

IPC Code	0047601
Product name	Sylproof Tubular LED 2X600 DALI NW
Technology	LED
Housing	Acrylic/PMMA Tube
Mount	Surface
Environment	Interior
General application	Logistics & Industry
Certifications	EUNEW009
ETIM Class	EC000109
Fixture luminous flux (lm)	2269
Luminous flux (lm)	2269
Luminaire efficacy (lm/W)	108.04
LOR (%)	100
Colour temperature (K)	4000
Light colour	Neutral White
CRI (Ra)	80
Colour Consistency (SDCM)	3
Photobiological Risk Group	0
Total power consumption (W)	21
Electrical protection	Class I
Control gear type	Electronic dimmable
Minimum dimming level (%)	90
Average life (Nominal) (h)	50000
Housing colour	Matt Diffuser
IP rating	IP66
IK rating	IK06
Product EAN number	5410288476018
Lamps	Yes
Included lamp	INTEGRATED LED

## DATA TABLE

General data

## Sylproof Tubular LED - DALI

*Sylproof Tubular LED 2X600 DALI NW*  
0047601

IPC Code	0047601
Product name	Sylproof Tubular LED 2X600 DALI NW
Technology	LED
Housing	Acrylic/PMMA Tube
Mount	Surface
Environment	Interior
General application	Logistics & Industry
Operating temperature range (°C)	-20 to +25
Certifications	EUNEW009
ETIM Class	EC000109

### Optical data

Fixture luminous flux (lm)	2269
Luminous flux (lm)	2269
Luminaire efficacy (lm/W)	108.04
LOR (%)	100
Colour temperature (K)	4000
Light colour	Neutral White
CRI (Ra)	80
Colour Consistency (SDCM)	3
Adjustable chromaticity	N
Distribution type	Direct
Photobiological Risk Group	0

### Electrical data

Total power consumption (W)	21
Mains voltage (V)	220-240V~
Electrical protection	Class I
Control gear type	Electronic dimmable
Minimum dimming level (%)	90
Drive current (mA)	350
Glow Wire Test (°C)	650
Lamp Energy Label (class)	A+
Nominal Frequency (Hz)	50/60Hz
Max. Luminaires per 16A C Breaker	46

### Lifetime data

Lumen maintenance - L70 B10	60000
Lumen maintenance - L80 B50	60000
Lumen maintenance - L80 B10	49000
Lumen maintenance - L90 B50	35000
Average life (Nominal) (h)	50000


### Physical data


Vertical Tilt (°)	360
Horizontal rotation (°)	360
Housing colour	Matt Diffuser
IP rating	IP66
IK rating	IK06




## Sylproof Tubular LED - DALI *Sylproof Tubular LED 2X600 DALI NW* 0047601


**SYLVANIA** 0047601


 This luminaire contains built in LED lamps.

 } **LED**


The lamps cannot be changed in the luminaire.

874/2012 

 This luminaire contains built in LED lamps.

 } **LED**

The lamps cannot be changed in the luminaire.

**SYLVANIA** 0047601  874/2012