

Ascent 100 II Deco 120


ASCENT 100 II DECO 650 4K EMPRO 120

2060609



Product features

- The ASCENT 100 II DECO 650 4K EMPRO 120 is a high efficient DALI dimmable downlight luminaire with 3 hour EM PRO emergency, luminous flux: 653lm, luminaire efficacy: 93lm/W, Colour rendering index Ra >80, Colour temperature: 4000K Neutral White, Average life rated at 50,000Hrs, Class II, Protection rating IP44/IK02, Cut out dimensions: 137mm



PRODUCT OVERVIEW

IPC Code	2060609
Product name	ASCENT 100 II DECO 650 4K EMPRO 120
Technology	LED
Housing	Aluminium
Mount	Recessed
General application	Hospitality, Retail, Office,
Certifications	EUNEW001
ETIM Class	EC001744
Fixture luminous flux (lm)	653
Luminaire efficacy (lm/W)	93
LOR (%)	100
Colour temperature (K)	4000
CRI (Ra)	80
Colour Consistency (SDCM)	3
Glare control	20.4
Photobiological Risk Group	Group 0
Total power consumption (W)	7
Electrical protection	Class II
Control gear type	Electronic Emergency
Control gear mounting	Remote
Dimmable	Yes
Minimum dimming level (%)	1
Housing colour	White - RAL9016
IP rating	IP40
IK rating	IK02
Product EAN number	5025768606092
Lamps	Yes
Included lamp	INTEGRATED LED

Ascent 100 II Deco 120

ASCENT 100 II DECO 650 4K EMPRO 120
2060609

DATA TABLE

General data

IPC Code	2060609
Product name	ASCENT 100 II DECO 650 4K EMPRO 120
Technology	LED
Housing	Aluminium
Mount	Recessed
General application	Hospitality,Retail,Office,
Operating temperature range (°C)	0-25
Certifications	EUNEW001
ETIM Class	EC001744

Optical data

Fixture luminous flux (lm)	653
Luminaire efficacy (lm/W)	93
LOR (%)	100
Colour temperature (K)	4000
CRI (Ra)	80
Colour Consistency (SDCM)	3
Beam angle (Rated) (°)	85
Distribution type	Direct
Glare control	20.4
Photobiological Risk Group	Group 0
Emergency duration (h)	3

Electrical data

Total power consumption (W)	7
Mains voltage (V)	220-240V~
Electrical protection	Class II
Control gear type	Electronic Emergency
Control gear mounting	Remote
Dimmable	Yes
Minimum dimming level (%)	1
Drive current (mA)	350
Inrush Current (A)	45
Inrush Duration (µs)	20
Glow Wire Test (°C)	650
Nominal Frequency (Hz)	50/60Hz
Max. Luminaires per 10A C Breaker	50
Max. Luminaires per 16A C Breaker	80

Lifetime data

Lumen maintenance - L70 B50	60000
Lumen maintenance - L70 B20	60000
Lumen maintenance - L70 B10	60000
Lumen maintenance - L80 B50	60000
Lumen maintenance - L80 B20	60000
Lumen maintenance - L80 B10	60000

Ascent 100 II Deco 120

ASCENT 100 II DECO 650 4K EMPRO 120
2060609

Lumen maintenance - L90 B50	60000
Lumen maintenance - L90 B20	48000
Lumen maintenance - L90 B10	34000

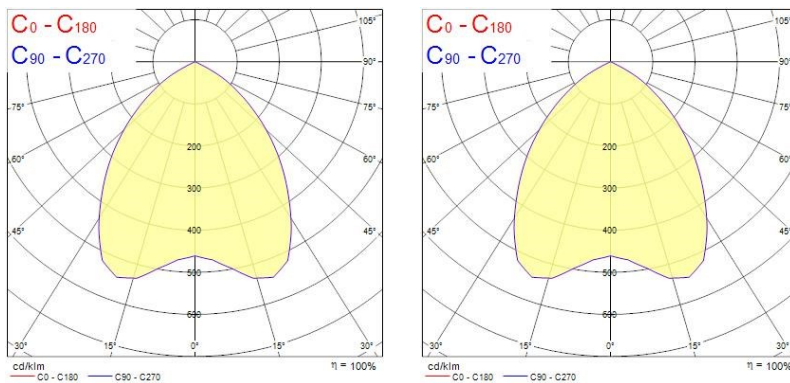
Physical data

Housing colour	White - RAL9016
IP rating	IP40
IK rating	IK02
Diffuser finish	Opal
Diffuser material	Acrylic
Reflector finish	Deco
Nominal Product Width (mm)	150
Nominal Product Height (mm)	94
Nominal Product Diameter (mm)	120
Weight (kg)	1.43

Packaging

Single packaging type	Carton
Product EAN number	5025768606092
Packaging single length / height (cm)	30.0
Packaging single width (cm)	30.0
Packaging single depth (cm)	12.5
DUN14 (outer)	05025768606092
Units per outer package	1
Packaging outer length / height (cm)	30.0
Packaging outer width (cm)	30.0
Packaging outer depth (cm)	12.5

PHOTOMETRY



Ascent 100 II Deco 120

ASCENT 100 II DECO 650 4K EMPRO 120
2060609

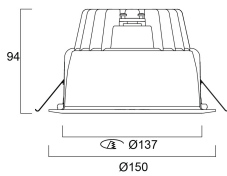
Distance [m]	Cone diameter [m]	E ₀ [lx]	E ₁ [lx]	E ₂ [lx]	Beam angle [°]	Beam angle [°]	Beam angle [°]	Beam angle [°]
0.5	0.95	215	71		43.4°			
1.0	1.89	79	23		43.4°			
1.5	2.84	35	9		43.4°			
2.0	3.78	20	4		43.4°			
2.5	4.73	13	3		43.4°			
3.0	5.67	9	2		43.4°			

Distance [m]	Cone diameter [m]	E ₀ [lx]	E ₁ [lx]	E ₂ [lx]	Beam angle [°]	Beam angle [°]	Beam angle [°]	Beam angle [°]
0.5	0.95	1203	273		43.4°			
1.0	1.89	351	68		43.4°			
1.5	2.84	134	30		43.4°			
2.0	3.78	75	17		43.4°			
2.5	4.73	48	11		43.4°			
3.0	5.67	33	8		43.4°			

Distance [m] Cone diameter [m] Illuminance [lx]


CO - C180 (Half beam angle: 86.8°)


TECHNICAL DRAWINGS




Ascent 100 II Deco 120 ASCENT 100 II DECO 650 4K EMPRO 120 2060609


Concord 2060609


 This luminaire contains built in LED lamps.

 } **LED**


The lamps cannot be changed in the luminaire.

874/2012 

 This luminaire contains built in LED lamps.

 } **LED**

The lamps cannot be changed in the luminaire.

Concord 2060609  874/2012