


Ascent 100 II Arch 160

ASCENT 100 II ARCH 3600 3K STD 160
2060570



Product features

- The ASCENT 100 II ARCH 3600 3K STD 160 is a high efficient non dimmable downlight luminaire, luminous flux: 3548lm, luminaire efficacy: 118lm/W, Colour rendering index Ra >80, Colour temperature: 3000K Warm White, Average life rated at 50,000Hrs, Class II, Protection rating IP44/IK02, Cut out dimensions: 178mm



PRODUCT OVERVIEW

IPC Code	2060570
Product name	ASCENT 100 II ARCH 3600 3K STD 160
Technology	LED
Housing	Aluminium
Mount	Ceiling recessed
General application	Hospitality, Retail, Office,
Certifications	EUNEW008
ETIM Class	EC001744
E-number FI	4260860
Fixture luminous flux (lm)	3548
Luminaire efficacy (lm/W)	118
LOR (%)	100
Colour temperature (K)	3000
CRI (Ra)	80
Glare control	25.7
Photobiological Risk Group	Group 0
Total power consumption (W)	30
Electrical protection	Class II
Control gear type	Electronic
Control gear mounting	Remote
Dimmable	No
Housing colour	White - RAL9016
IP rating	IP40
IK rating	IK02
Product EAN number	5025768605705
Lamps	Yes
Included lamp	INTEGRATED LED

DATA TABLE

General data

IPC Code	2060570
----------	---------

Ascent 100 II Arch 160

ASCENT 100 II ARCH 3600 3K STD 160
2060570

Product name	ASCENT 100 II ARCH 3600 3K STD 160
Technology	LED
Housing	Aluminium
Mount	Ceiling recessed
General application	Hospitality,Retail,Office,
Operating temperature range (°C)	0-25
Certifications	EUNEW008
ETIM Class	EC001744
E-number FI	4260860

Optical data

Fixture luminous flux (lm)	3548
Luminaire efficacy (lm/W)	118
LOR (%)	100
Colour temperature (K)	3000
CRI (Ra)	80
Beam angle (Rated) (°)	85
Distribution type	Direct
Glare control	25.7
Photobiological Risk Group	Group 0

Electrical data

Total power consumption (W)	30
Mains voltage (V)	220-240V~
Electrical protection	Class II
Control gear required	Yes
Control gear type	Electronic
Control gear mounting	Remote
Dimmable	No
Drive current (mA)	1400
Inrush Current (A)	10
Inrush Duration (µs)	200
Glow Wire Test (°C)	650
Nominal Frequency (Hz)	50/60Hz
Max. Luminaires per 10A C Breaker	31
Max. Luminaires per 16A C Breaker	51

Lifetime data

Lumen maintenance - L70 B50	60000
Lumen maintenance - L70 B20	60000
Lumen maintenance - L70 B10	60000
Lumen maintenance - L80 B50	60000
Lumen maintenance - L80 B20	60000
Lumen maintenance - L80 B10	60000
Lumen maintenance - L90 B50	60000
Lumen maintenance - L90 B20	34000
Lumen maintenance - L90 B10	48000

Physical data

Ascent 100 II Arch 160

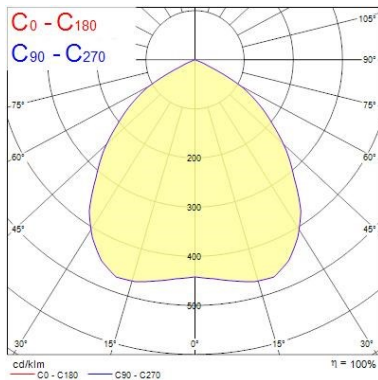
ASCENT 100 II ARCH 3600 3K STD 160
2060570

Housing colour	White - RAL9016
IP rating	IP40
IK rating	IK02
Diffuser finish	Light Opal
Diffuser material	Arcylic
Reflector finish	Arch
Nominal Product Width (mm)	150
Nominal Product Height (mm)	94
Nominal Product Diameter (mm)	160
Weight (kg)	1.2

Packaging

Single packaging type	Carton
Product EAN number	5025768605705
Packaging single length / height (cm)	25.0
Packaging single width (cm)	20.0
Packaging single depth (cm)	25.0
DUN14 (outer)	05025768605705
Units per outer package	1
Packaging outer length / height (cm)	25.0
Packaging outer width (cm)	20.0
Packaging outer depth (cm)	25.0

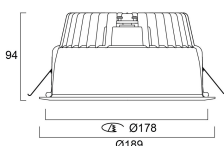
PHOTOMETRY



Distance [m]	Cone diameter [m]	E ₀ [lx]	E ₁ [lx]	E ₂ [lx]	Beam angle [°]	Illuminance [lx]
0.5	1.09	6270	1032	47.5°	95.0°	1032
1.0	2.18	1568	258	47.5°	95.0°	258
1.5	3.27	697	115	47.5°	95.0°	115
2.0	4.37	392	64	47.5°	95.0°	64
2.5	5.46	251	41	47.5°	95.0°	41
3.0	6.55	174	28	47.5°	95.0°	28


Distance [m] Cone diameter [m] Illuminance [lx]
C0 - C180 (Half beam angle: 95.0°)


TECHNICAL DRAWINGS




Ascent 100 II Arch 160
ASCENT 100 II ARCH 3600 3K STD 160
2060570


Concord 2060570


 This luminaire contains built in LED lamps.

 } **LED**


The lamps cannot be changed in the luminaire.

874/2012 

 This luminaire contains built in LED lamps.

 } **LED**

The lamps cannot be changed in the luminaire.

Concord 2060570  874/2012