

## Ascent 100 II Arch 160

### ASCENT 100 II ARCH 2700 4K EMPRO 160

### 2060569



#### Product features

- The ASCENT 100 II ARCH 2700 4K EMPRO 160 is a high efficient DALI dimmable downlight luminaire with 3 hour EM PRO emergency, luminous flux: 2767lm, luminaire efficacy: 120lm/W, Colour rendering index Ra >80, Colour temperature: 4000K Neutral White, Average life rated at 50,000Hrs, Class II, Protection rating IP44/IK02, Cut out dimensions: 178mm



#### PRODUCT OVERVIEW

IPC Code	2060569
Product name	ASCENT 100 II ARCH 2700 4K EMPRO 160
Technology	LED
Housing	Aluminium
Mount	Ceiling recessed
General application	Hospitality, Retail, Office,
Certifications	EUNEW001
ETIM Class	EC001744
Fixture luminous flux (lm)	2767
Luminaire efficacy (lm/W)	120
LOR (%)	100
Colour temperature (K)	4000
CRI (Ra)	80
Glare control	24.6
Photobiological Risk Group	Group 0
Total power consumption (W)	23
Electrical protection	Class II
Control gear type	Electronic Emergency
Control gear mounting	Remote
Dimmable	Yes
Minimum dimming level (%)	1
Housing colour	White - RAL9016
IP rating	IP40
IK rating	IK02
Product EAN number	5025768605699
Lamps	Yes
Included lamp	INTEGRATED LED

#### DATA TABLE

## Ascent 100 II Arch 160

ASCENT 100 II ARCH 2700 4K EMPRO 160  
2060569

### General data

IPC Code	2060569
Product name	ASCENT 100 II ARCH 2700 4K EMPRO 160
Technology	LED
Housing	Aluminium
Mount	Ceiling recessed
General application	Hospitality,Retail,Office,
Operating temperature range (°C)	0-25
Certifications	EUNEW001
ETIM Class	EC001744

### Optical data

Fixture luminous flux (lm)	2767
Luminaire efficacy (lm/W)	120
LOR (%)	100
Colour temperature (K)	4000
CRI (Ra)	80
Beam angle (Rated) (°)	85
Distribution type	Direct
Glare control	24.6
Photobiological Risk Group	Group 0
Emergency duration (h)	3

### Electrical data

Total power consumption (W)	23
Mains voltage (V)	220-240V~
Electrical protection	Class II
Control gear required	Yes
Control gear type	Electronic Emergency
Control gear mounting	Remote
Dimmable	Yes
Minimum dimming level (%)	1
Drive current (mA)	1000
Inrush Current (A)	45
Inrush Duration (µs)	20
Glow Wire Test (°C)	650
Nominal Frequency (Hz)	50/60Hz
Max. Luminaires per 10A C Breaker	50
Max. Luminaires per 16A C Breaker	80

### Lifetime data

Lumen maintenance - L70 B50	60000
Lumen maintenance - L70 B20	60000
Lumen maintenance - L70 B10	60000
Lumen maintenance - L80 B50	60000
Lumen maintenance - L80 B20	60000
Lumen maintenance - L80 B10	60000
Lumen maintenance - L90 B50	60000
Lumen maintenance - L90 B20	34000

## Ascent 100 II Arch 160

ASCENT 100 II ARCH 2700 4K EMPRO 160  
2060569

Lumen maintenance - L90 B10	48000
-----------------------------	-------

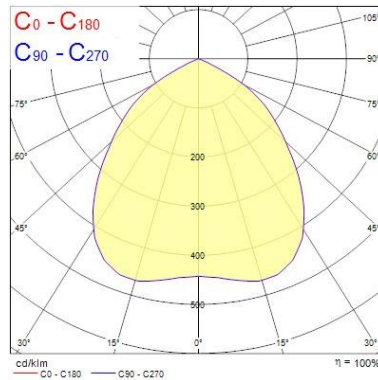
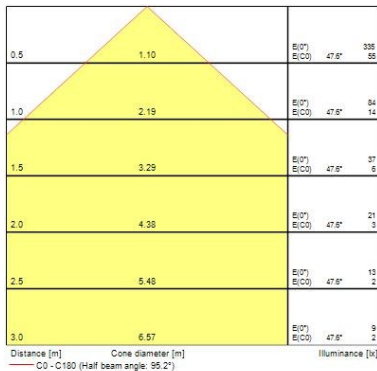
### Physical data

Housing colour	White - RAL9016
IP rating	IP40
IK rating	IK02
Diffuser finish	Light Opal
Diffuser material	Arcylic
Reflector finish	Arch
Nominal Product Width (mm)	150
Nominal Product Height (mm)	94
Nominal Product Diameter (mm)	160
Weight (kg)	1.92

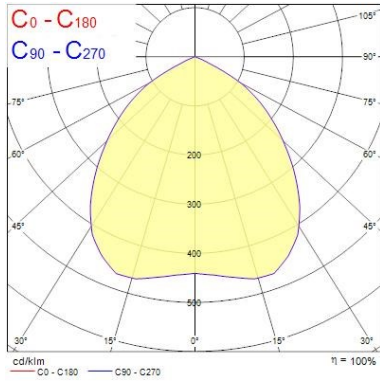
### Packaging

Single packaging type	Carton
Product EAN number	5025768605699
Packaging single length / height (cm)	30.0
Packaging single width (cm)	30.0
Packaging single depth (cm)	12.5
DUN14 (outer)	05025768605699
Units per outer package	1
Packaging outer length / height (cm)	30.0
Packaging outer width (cm)	30.0
Packaging outer depth (cm)	12.5

## PHOTOMETRY



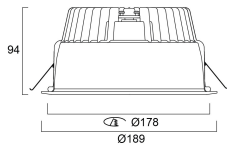
## Ascent 100 II Arch 160 ASCENT 100 II ARCH 2700 4K EMPRO 160 2060569



0.5	1.08	E <sub>(0°)</sub> E <sub>(C0)</sub>	4996 810
1.0	2.17	E <sub>(0°)</sub> E <sub>(C0)</sub>	1224 202
1.5	3.25	E <sub>(0°)</sub> E <sub>(C0)</sub>	544 90
2.0	4.33	E <sub>(0°)</sub> E <sub>(C0)</sub>	305 51
2.5	5.42	E <sub>(0°)</sub> E <sub>(C0)</sub>	196 32
3.0	6.50	E <sub>(0°)</sub> E <sub>(C0)</sub>	136 22


Distance [m]      Cone diameter [m]      Illuminance [lx]  
 C0 - C180 (Half beam angle: 94.6°)


### TECHNICAL DRAWINGS




Ascent 100 II Arch 160  
ASCENT 100 II ARCH 2700 4K EMPRO 160  
2060569


**Concord** 2060569


 This luminaire contains built in LED lamps.

 } **LED**


The lamps cannot be changed in the luminaire.

874/2012 

 This luminaire contains built in LED lamps.

 } **LED**

The lamps cannot be changed in the luminaire.

**Concord** 2060569  874/2012