

## Ascent 100 II Arch 120

ASCENT 100 II ARCH 1200 3K EMPRO 120  
2060524



### Product features

- The ASCENT 100 II ARCH 1200 3K EMPRO 120 is a high efficient DALI dimmable downlight luminaire with 3 hour EM PRO emergency, luminous flux: 1160lm, luminaire efficacy: 97lm/W, Colour rendering index Ra >80, Colour temperature: 3000K Warm White, Average life rated at 50,000Hrs, Class II, Protection rating IP44/IK02, Cut out dimensions: 137mm



## PRODUCT OVERVIEW

IPC Code	2060524
Product name	ASCENT 100 II ARCH 1200 3K EMPRO 120
Technology	LED
Housing	Aluminium
Mount	Ceiling recessed
General application	Hospitality, Retail, Office,
Certifications	EUNEW001
ETIM Class	EC001744
Fixture luminous flux (lm)	1160
Luminaire efficacy (lm/W)	97
LOR (%)	100
Colour temperature (K)	3000
CRI (Ra)	80
Colour Consistency (SDCM)	3
Glare control	22.5
Photobiological Risk Group	Group 0
Total power consumption (W)	12
Electrical protection	Class II
Control gear type	Electronic Emergency
Control gear mounting	Remote
Dimmable	Yes
Minimum dimming level (%)	1
Housing colour	White - RAL9016
IP rating	IP40
IK rating	IK02
Product EAN number	5025768605248
Lamps	Yes
Included lamp	INTEGRATED LED

## DATA TABLE

## Ascent 100 II Arch 120

ASCENT 100 II ARCH 1200 3K EMPRO 120  
2060524

### General data

IPC Code	2060524
Product name	ASCENT 100 II ARCH 1200 3K EMPRO 120
Technology	LED
Housing	Aluminium
Mount	Ceiling recessed
General application	Hospitality,Retail,Office,
Operating temperature range (°C)	0-25
Certifications	EUNEW001
ETIM Class	EC001744

### Optical data

Fixture luminous flux (lm)	1160
Luminaire efficacy (lm/W)	97
LOR (%)	100
Colour temperature (K)	3000
CRI (Ra)	80
Colour Consistency (SDCM)	3
Beam angle (Rated) (°)	85
Distribution type	Direct
Glare control	22.5
Photobiological Risk Group	Group 0
Emergency duration (h)	3

### Electrical data

Total power consumption (W)	12
Mains voltage (V)	220-240V~
Electrical protection	Class II
Control gear type	Electronic Emergency
Control gear mounting	Remote
Dimmable	Yes
Minimum dimming level (%)	1
Drive current (mA)	700
Inrush Current (A)	45
Inrush Duration (µs)	20
Glow Wire Test (°C)	650
Nominal Frequency (Hz)	50/60Hz
Max. Luminaires per 10A C Breaker	50
Max. Luminaires per 16A C Breaker	80

### Lifetime data

Lumen maintenance - L70 B50	60000
Lumen maintenance - L70 B20	60000
Lumen maintenance - L70 B10	60000
Lumen maintenance - L80 B50	60000
Lumen maintenance - L80 B20	60000
Lumen maintenance - L80 B10	60000
Lumen maintenance - L90 B50	60000
Lumen maintenance - L90 B20	48000

## Ascent 100 II Arch 120

ASCENT 100 II ARCH 1200 3K EMPRO 120  
2060524

Lumen maintenance - L90 B10	34000
-----------------------------	-------

### Physical data

Housing colour	White - RAL9016
IP rating	IP40
IK rating	IK02
Diffuser finish	Opal
Diffuser material	Acrylic
Reflector finish	Arch
Nominal Product Width (mm)	150
Nominal Product Height (mm)	94
Nominal Product Diameter (mm)	120
Weight (kg)	1.43

### Packaging

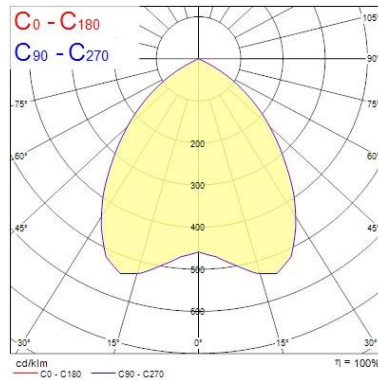
Single packaging type	Carton
Product EAN number	5025768605248
Packaging single length / height (cm)	30.0
Packaging single width (cm)	30.0
Packaging single depth (cm)	12.5
DUN14 (outer)	05025768605248
Units per outer package	1
Packaging outer length / height (cm)	30.0
Packaging outer width (cm)	30.0
Packaging outer depth (cm)	12.5

## PHOTOMETRY

0.5	0.95	E(0°) E(C0)	43.4°	306 69
1.0	1.89	E(0°) E(C0)	43.4°	76 17
1.5	2.84	E(0°) E(C0)	43.4°	34 9
2.0	3.78	E(0°) E(C0)	43.4°	19 4
2.5	4.73	E(0°) E(C0)	43.4°	12 3
3.0	5.67	E(0°) E(C0)	43.4°	8 2

Distance [m]      Cone diameter [m]      Illuminance [lx]

— C0 - C180 (Half beam angle: 86.8°)



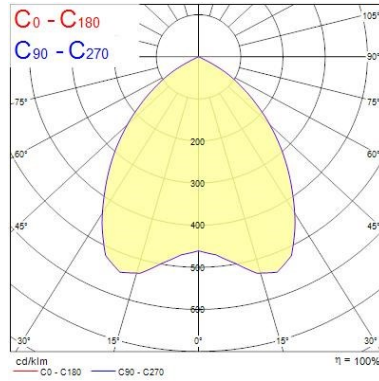
## Ascent 100 II Arch 120

ASCENT 100 II ARCH 1200 3K EMPRO 120  
2060524

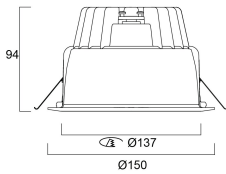
0.5	0.94	E(0°) E(C0)	2129 427
1.0	1.68	E(0°) E(C0)	532 122
1.5	2.83	E(0°) E(C0)	237 54
2.0	3.77	E(0°) E(C0)	133 32
2.5	4.71	E(0°) E(C0)	85 19
3.0	5.65	E(0°) E(C0)	59 14

Distance [m]      Cone diameter [m]      Illuminance [lx]

— C0 - C180 (Half beam angle: 86.6°)




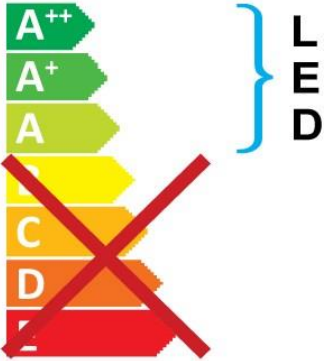
## TECHNICAL DRAWINGS




Ascent 100 II Arch 120  
ASCENT 100 II ARCH 1200 3K EMPRO 120  
2060524


**Concord** 2060524

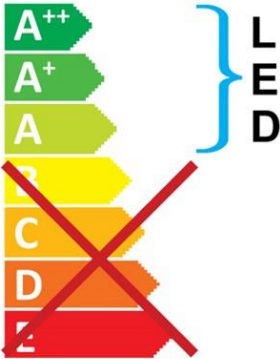
 This luminaire contains built in LED lamps.




The lamps cannot be changed in the luminaire.

874/2012 

 This luminaire contains built in LED lamps.



The lamps cannot be changed in the luminaire.

**Concord** 2060524  874/2012