

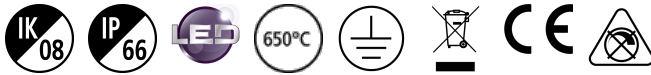
Skyline Street - Medium

Skyline Street M 5-12klm NW MR15 I 9022
0066603



Product features

- The Skyline Street family is dedicated for road lighting applications. Light distribution: MR15 - Medium Road, color temperature: 4000K, total system power: 103W, total fixture output: 12406lm, luminaire efficacy: 120lm/W, LOR: 100%, colour rendering index: 70, LED Chromaticity: 5 step MacAdam ellipse tolerance, lifetime: 100000 hours at L90B50 @ 50°C, energy class: A++, A+, A, operating voltage: 220-240V / 50-60Hz, electronic driver, Without Controls, power factor: min. 0.9, electrical protection: Class I, Ingress protection rating: IP66, Impact resistance: IK08, dimensions: 625x290x105mm, weight: 7 kg, for 42-60mm side entry or post top installation with +/-15° adjustability, the housing is made of Die Cast Aluminium in RAL9022 color combined with tempered flat glass cover.



NOTES

undefined

PRODUCT OVERVIEW

| | |
|-----------------------------|---|
| IPC Code | 0066603 |
| Product name | Skyline Street M 5-12klm NW MR15 I 9022 |
| Technology | LED |
| Housing | LM6 Aluminium |
| Mount | Pole Fixed |
| Fixture rating | Enclosed |
| General application | Office,Hospitality,Retail,Logistics & Industry,Education, |
| Certifications | EUNEW029 |
| ETIM Class | EC000062 |
| E-number FI | 4579419 |
| Fixture luminous flux (lm) | 12406 |
| Luminaire efficacy (lm/W) | 120 |
| LOR (%) | 100 |
| Colour temperature (K) | 4000 |
| CRI (Ra) | 70 |
| Photobiological Risk Group | RG1 |
| Total power consumption (W) | 103 |
| Electrical protection | Class I |
| Control gear type | DALI |
| Dimmable | No |
| Housing colour | Grey (RAL 9022) |
| IP rating | IP66 |
| IK rating | IK08 |
| Product EAN number | 5410288666037 |
| Lamps | No |

Skyline Street - Medium

Skyline Street M 5-12klm NW MR15 I 9022
0066603

DATA TABLE

General data

| | |
|---------------------|---|
| IPC Code | 0066603 |
| Product name | Skyline Street M 5-12klm NW MR15 I 9022 |
| Technology | LED |
| Housing | LM6 Aluminium |
| Mount | Pole Fixed |
| Fixture rating | Enclosed |
| General application | Office,Hospitality,Retail,Logistics & Industry,Education, |
| Certifications | EUNEW029 |
| ETIM Class | EC000062 |
| E-number FI | 4579419 |

Optical data

| | |
|----------------------------|------------------|
| Fixture luminous flux (lm) | 12406 |
| Luminaire efficacy (lm/W) | 120 |
| LOR (%) | 100 |
| Colour temperature (K) | 4000 |
| CRI (Ra) | 70 |
| Distribution type | Medium Road MR15 |
| Photobiological Risk Group | RG1 |

Electrical data

| | |
|--|-----------|
| Total power consumption (W) | 103 |
| Mains voltage (V) | 220-240V~ |
| Lamp power factor | 0.99 |
| THD (at 230 V, 50 Hz, full load, at 100% dimming level) xx.x % | 8 |
| Electrical protection | Class I |
| Control gear required | No |
| Control gear type | DALI |
| Dimmable | No |
| Drive current (mA) | 700 |
| Inrush Current (A) | 53 |
| Inrush Duration (µs) | 300 |
| Glow Wire Test (°C) | 650 |
| Nominal Frequency (Hz) | 50/60Hz |
| Max. Luminaires per 10A C Breaker | 8 |
| Max. Luminaires per 13A C Breaker | 10 |
| Max. Luminaires per 16A C Breaker | 13 |
| Max. Luminaires per 20A C Breaker | 16 |
| Max. Luminaires per 10A B Breaker | 5 |
| Max. Luminaires per 13A B Breaker | 6 |
| Max. Luminaires per 16A B Breaker | 8 |
| Max. Luminaires per 20A B Breaker | 10 |

Lifetime data

| | |
|-----------------------------|--------|
| Lumen maintenance - L70 B50 | 100000 |
|-----------------------------|--------|

Skyline Street - Medium

Skyline Street M 5-12klm NW MR15 I 9022
0066603

| | |
|-----------------------------|--------|
| Lumen maintenance - L80 B50 | 100000 |
| Lumen maintenance - L90 B50 | 100000 |

Physical data

| | |
|-----------------------------|-----------------|
| Housing colour | Grey (RAL 9022) |
| IP rating | IP66 |
| IK rating | IK08 |
| Diffuser finish | Clear |
| Diffuser material | Glass |
| Nominal Product Length (mm) | 625 |
| Nominal Product Width (mm) | 290 |
| Nominal Product Height (mm) | 105 |
| Weight (kg) | 7.0 |
| Wind Area (m ²) | 0.04 |

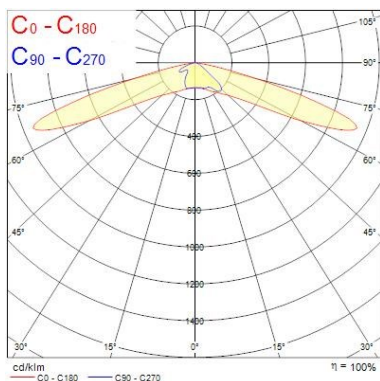
Packaging

| | |
|---------------------------------------|----------------|
| Single packaging type | Carton |
| Product EAN number | 5410288666037 |
| Packaging single length / height (cm) | 62.5 |
| Packaging single width (cm) | 29.0 |
| Packaging single depth (cm) | 10.5 |
| DUN14 (outer) | 05410288666037 |
| Units per outer package | 1 |
| Packaging outer length / height (cm) | 62.5 |
| Packaging outer width (cm) | 29.0 |
| Packaging outer depth (cm) | 10.5 |

Safety data

| | |
|----------------------------------|--------|
| Optimal operating condition (°C) | -40-50 |
|----------------------------------|--------|

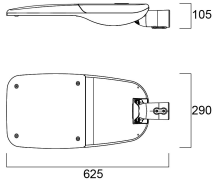
PHOTOMETRY




TECHNICAL DRAWINGS


Skyline Street - Medium

Skyline Street M 5-12klm NW MR15 I 9022
0066603




SYLVANIA 0066603

 This luminaire contains built in LED lamps.

 } **LED**

The lamps cannot be changed in the luminaire.

874/2012 

Skyline Street - Medium

Skyline Street M 5-12klm NW MR15 I 9022

0066603

This luminaire contains built in LED lamps.

The lamps cannot be changed in the luminaire.

SYLVANIA 0066603 874/2012

A++
A+
A
~~B~~
~~C~~
~~D~~
~~E~~

LED