

Sylveo LED 30000lm - Extra Extra Large

Sylveo LED 30000LM NAR 4K
0049124



Product features

- Exterior LED Floodlight, comes complete with a 1000mm cable and adjustable bracket, aluminium housing, clear glass diffuser, IP66, IK08, Class I, 4000K, Non-dimming, 32003lm, 301W, 107lm/W, 8400mA, CRI70, 30° beam angle, 50000hrs, (LxWxD) 98x648x392mm



PRODUCT OVERVIEW

| | |
|---------------------------------|-------------------------------|
| IPC Code | 0049124 |
| Product name | Sylveo LED 30000LM NAR 4K |
| Technology | LED |
| Housing | Aluminium |
| Mount | Surface Mounting |
| Fixture rating | Enclosed |
| Environment | Internal/External |
| General application | Logistics & Industry |
| Certifications | EUNEW005 |
| ETIM Class | EC001744 |
| E-number FI | 4579182 |
| E-number SE | 7763416 |
| Fixture luminous flux (lm) | 32003 |
| Luminaire efficacy (lm/W) | 106 |
| LOR (%) | 100 |
| Colour temperature (K) | 4000 |
| Light colour | Neutral White |
| CRI (Ra) | 70 |
| Colour Variation Initial (SDCM) | 6 |
| Beam Angle (°) | 30 |
| Glare control | 18.9 |
| Photobiological Risk Group | RG1 |
| Total power consumption (W) | 300.5 |
| Electrical protection | Class I |
| Control gear type | Electronic (constant current) |
| Dimmable | No |
| LED Flickering Rate | Ultra low (5% or less) |
| Average life (Nominal) (h) | 50000 |
| Housing colour | RAL9006 |
| IP rating | IP66 |
| IK rating | IK08 |
| Product EAN number | 5410288491240 |
| Lamps | No |

Sylveo LED 30000lm - Extra Extra Large

Sylveo LED 30000LM NAR 4K
0049124

Included lamp

INTEGRATED LED

DATA TABLE

General data

| | |
|----------------------------------|---------------------------|
| IPC Code | 0049124 |
| Product name | Sylveo LED 30000LM NAR 4K |
| Technology | LED |
| Housing | Aluminium |
| Mount | Surface Mounting |
| Fixture rating | Enclosed |
| Environment | Internal/External |
| General application | Logistics & Industry |
| Operating temperature range (°C) | -40 to +45 |
| Certifications | EUNEW005 |
| ETIM Class | EC001744 |
| E-number FI | 4579182 |
| E-number SE | 7763416 |

Optical data

| | |
|---------------------------------|---------------|
| Fixture luminous flux (lm) | 32003 |
| Luminaire efficacy (lm/W) | 106 |
| LOR (%) | 100 |
| Colour temperature (K) | 4000 |
| Light colour | Neutral White |
| CRI (Ra) | 70 |
| Colour Variation Initial (SDCM) | 6 |
| Adjustable chromaticity | N |
| Beam Angle (°) | 30 |
| Distribution type | Direct |
| Glare control | 18.9 |
| Photobiological Risk Group | RG1 |

Electrical data

| | |
|--|-------------------------------|
| Total power consumption (W) | 300.5 |
| Current (A) | 1.304 |
| Mains voltage (V) | 100-240V~ |
| Lamp power factor | 0.95 |
| THD (at 230 V, 50 Hz, full load, at 100% dimming level) xx.x % | 20 |
| Electrical protection | Class I |
| Control gear required | No |
| Control gear type | Electronic (constant current) |
| Dimmable | No |
| Drive current (mA) | 8400 |
| Inrush Current (A) | 60 |
| Inrush Duration (µs) | 20 |
| Glow Wire Test (°C) | 650 |
| Nominal Frequency (Hz) | 50/60Hz |

Sylveo LED 30000lm - Extra Extra Large

Sylveo LED 30000LM NAR 4K
0049124

| | |
|-----------------------------------|------------------------|
| LED Flickering Rate | Ultra low (5% or less) |
| Max. Luminaires per 10A C Breaker | 3 |
| Max. Luminaires per 13A C Breaker | 2 |
| Max. Luminaires per 16A C Breaker | 5 |
| Max. Luminaires per 20A C Breaker | 4 |

Lifetime data

| | |
|-----------------------------|-------|
| Lumen maintenance - L70 B50 | 50000 |
| Lumen maintenance - L70 B20 | 42000 |
| Lumen maintenance - L70 B10 | 39000 |
| Lumen maintenance - L80 B50 | 49000 |
| Lumen maintenance - L80 B20 | 33600 |
| Lumen maintenance - L80 B10 | 31200 |
| Lumen maintenance - L90 B50 | 22000 |
| Lumen maintenance - L90 B20 | 18480 |
| Lumen maintenance - L90 B10 | 17160 |
| Average life (Nominal) (h) | 50000 |

Physical data

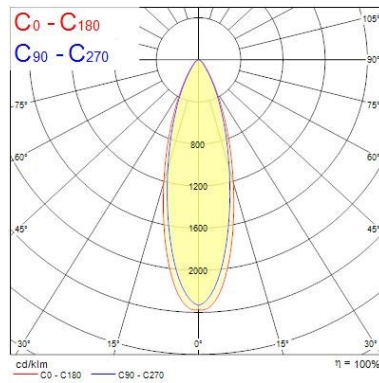
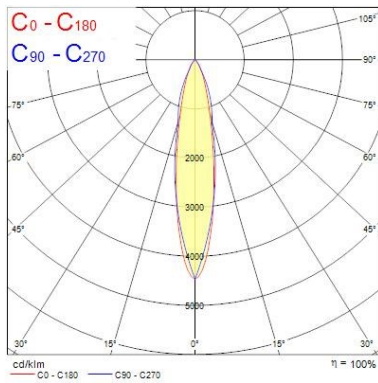
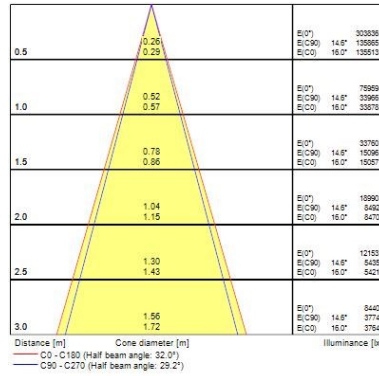
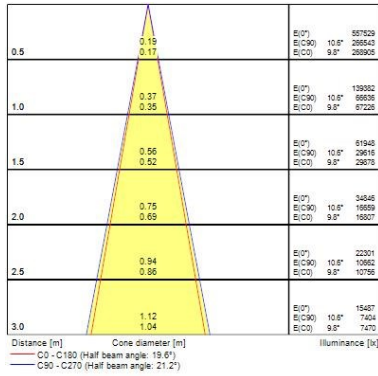
| | |
|-----------------------------|---------|
| Vertical Tilt (°) | 180 |
| Horizontal rotation (°) | 180 |
| Housing colour | RAL9006 |
| IP rating | IP66 |
| IK rating | IK08 |
| Diffuser finish | Clear |
| Diffuser material | Glass |
| Nominal Product Length (mm) | 648 |
| Nominal Product Width (mm) | 98 |
| Nominal Product Height (mm) | 392 |
| Weight (kg) | 15.82 |
| Wind Area (m ²) | 0.236 |

Packaging

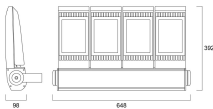
| | |
|---------------------------------------|----------------|
| Single packaging type | Carton |
| Product EAN number | 5410288491240 |
| Packaging single length / height (cm) | 52.9 |
| Packaging single width (cm) | 69.2 |
| Packaging single depth (cm) | 17.1 |
| DUN14 (outer) | 05410288491240 |
| Units per outer package | 1 |
| Packaging outer length / height (cm) | 52.9 |
| Packaging outer width (cm) | 69.2 |
| Packaging outer depth (cm) | 17.1 |

PHOTOMETRY

Sylveo LED 30000lm - Extra Extra Large Sylveo LED 30000LM NAR 4K 0049124




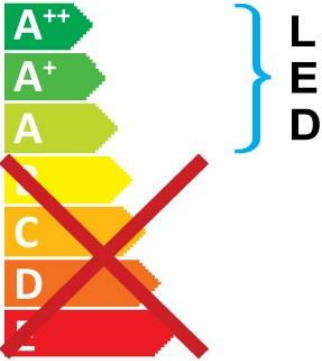
TECHNICAL DRAWINGS




Sylveo LED 30000lm - Extra Extra Large *Sylveo LED 30000LM NAR 4K* 0049124


SYLVANIA 0049124

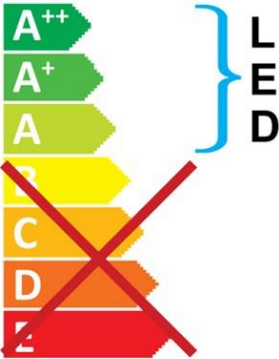
 This luminaire contains built in LED lamps.

 } **LED**


The lamps cannot be changed in the luminaire.

874/2012 

 This luminaire contains built in LED lamps.

 } **LED**

The lamps cannot be changed in the luminaire.

SYLVANIA 0049124  874/2012