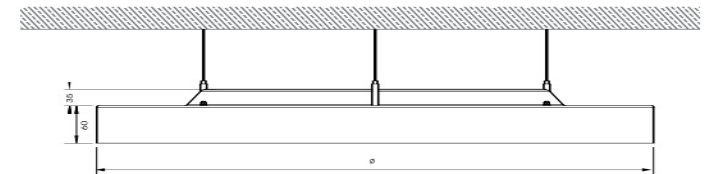
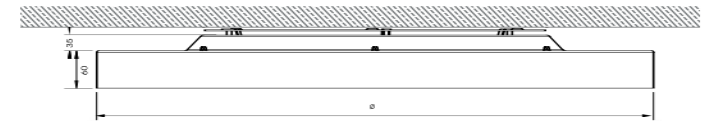
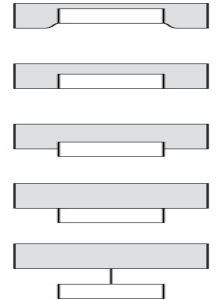




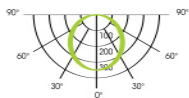
Finish

- Aluminium final polish, clear powder coated
- Other colours: on request

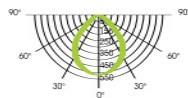
- 230 V/50Hz
- Efficiency - 104lm/W
- Dimmable DALI
- Driver inside
- 5-pin terminal block for 230V and DALI



DUROSATIN®



MICROPRISMATIC



D Das klare, runde Design der LUMEO®-R integriert sich mühelos in diverse Architekturstile. Dank ihrer niedrigen Aufbauhöhe wirkt sie zu jeder Zeit leicht und dennoch ausdrucksstark. Die großflächige Leuchte besticht nicht nur mit ihrer Optik: durch ihren effizienten Leuchteneinsatz ist sie energetisch äußerst fortschrittlich. Ihre homogene Ausleuchtung setzt Räume immer in das richtige Licht. Auf Wunsch kann die DUROSATIN® Oberfläche Motiv-bedruckt werden.

E The clear, round design of LUMEO®-R blends effortlessly into various architectural styles. Thanks to its low installation height, it appears light and yet expressive at all times. The large-size luminaire stands out not only because of its look, but it is energetically also extremely advanced due to its LED insert. Its homogenous illumination always casts rooms in the right light. Upon request, the DUROSATIN® surface can be printed with motifs.

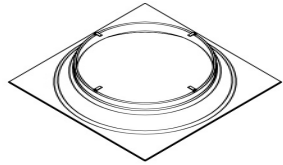
F Le design clair et rond du LUMEO®-R s'intègre sans problème dans divers styles architecturaux. Grâce à sa faible hauteur de montage, il donne à tout moment l'impression d'être léger et expressif à la fois. Le luminaire à large surface ne séduit pas que par son design : grâce à son insert LED, il permet d'énormes progrès en matière d'efficacité énergétique. Son éclairage homogène permet aux pièces de bénéficier en permanence d'une lumière idéale. Sur demande, la surface en DUROSATIN® peut être pourvue d'une impression de motifs.

i

CRI > 80
Not dimmable: on request
Attention:
Installation kit > see the next page

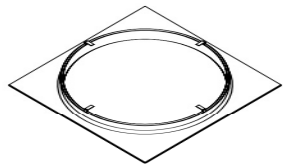
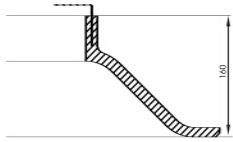
LED

DUROSATIN®		MICROPRISMATIC	
ø 594mm	3000K · 72W · 10120lm	ø 594mm	3000K · 72W · 10120lm
ø 594mm	4000K · 72W · 10600lm	ø 594mm	4000K · 72W · 10600lm
ø 894mm	3000K · 152W · 19200lm	ø 894mm	3000K · 152W · 19200lm
ø 894mm	4000K · 152W · 20120lm	ø 894mm	4000K · 152W · 20120lm
ø 894mm	3000K · 152W · 19200lm	ø 894mm	4000K · 152W · 19200lm
ø 1194mm	3000K · 198W · 28480lm	ø 1194mm	3000K · 198W · 28480lm
ø 1194mm	4000K · 198W · 29840lm	ø 1194mm	4000K · 198W · 29840lm



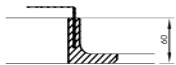
The kit has to be installed and painted together with the gypsum ceiling

N°: 15-LUM-R0600-R02	Plaster mould, bracket, case cover	950x950mm	> LUM-R0600
N°: 15-LUM-R0900-R02	Plaster mould, bracket, case cover	1 250x1 250mm	> LUM-R0900
N°: 15-LUM-R1200-R02	Plaster mould, bracket, case cover	1 550x1 550mm	> LUM-R1200



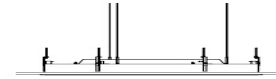
Installation kit for flush mounting or semi-recessed mounting in gypsum ceiling

N°: 15-LUM-R0600-R01	Plaster mould, bracket, case cover	750x750mm	> LUM-R0600
N°: 15-LUM-R0900-R01	Plaster mould, bracket, case cover	1 050x1 050mm	> LUM-R0900
N°: 15-LUM-R1200-R01	Plaster mould, bracket, case cover	1 350x1 350mm	> LUM-R1200



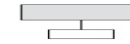
Adapter for surface mounting

N°: 15-LUM-R0600-S01	> LUM-R0600
N°: 15-LUM-R0900-S01	> LUM-R0900
N°: 15-LUM-R1200-S01	> LUM-R1200



Installation kit for integration in metal ceiling (not to be used for adjoining ceiling systems)

N°: 15-LUM-R0600-C01	Profile to cover edge trim, case cover	> LUM-R0600
N°: 15-LUM-R0900-C01	Profile to cover edge trim, case cover	> LUM-R0900
N°: 15-LUM-R1200-C01	Profile to cover edge trim, case cover	> LUM-R1200



Suspension wire set for pendant installation

N°: 15-LUM-R0600-P01	3 wires (1 000mm), 3 upper parts, 3 lower parts, case cover	> LUM-R0600
N°: 15-LUM-R0900-P01	3 wires (1 000mm), 3 upper parts, 3 lower parts, case cover	> LUM-R0900
N°: 15-LUM-R1200-P01	3 wires (1 000mm), 3 upper parts, 3 lower parts, case cover	> LUM-R1200

